

Historic, archived document

Do not assume content reflects current scientific knowledge, policies, or practices.

62119

HASTINGS' SEEDS

U.S. Department of Agriculture

Catalogue No. 50
Fall 1915

HASTINGS'
100 BUSHEL OATS

PLANT A GOOD FALL GARDEN



OUR STRAWBERRIES


One thing especially needed in the home gardens of the South, but which is now generally absent, is an abundant supply of small fruits, especially Strawberries of the best sorts.

A noted preacher once said that "the Lord could have made a better berry than the Strawberry, but He never did," and we agree with him. This fruit is easily grown almost anywhere in the South, is a heavy producer, and the most delicious of all small fruits.

Have you plenty of good varieties of Strawberries in your garden? If not, why not? Don't you think this fall a splendid time to set out a bed of them for family use?


In the past it has been difficult for those who wanted only a few hundred plants to get them. Most Strawberry plant-growers are always looking out for the big trade in plants—where plants are bought in lots of from ten thousand to one hundred thousand plants.

While we have no objection to selling large lots, we are prepared for and want these small-garden plant orders. We are doing our best to make it easy for those who want only small beds for home use to get the number of plants they want and need, and we believe our customers will appreciate this opportunity of buying in small quantities.




MISSIONARY

A new extra-early berry of southern origin and adapted to the entire South. A perfect variety, clean, healthy grower and heavy bearer. 75 cts. per 100, postpaid; by express, not prepaid, \$2 for 500, \$3.50 per 1,000.



KLONDYKE

Best midseason berry for the South. Fine for both home and market use. A strong, healthy grower, with large berries of blood-red color and fine, sweet flavor. 75 cts. per 100, postpaid; by express, not prepaid, \$2 for 500, \$3.50 per 1,000.



AROMA

Best, large, late berry for the South. Plants are strong, healthy growers, with bright red berries of sweetest flavor. This, with the other two varieties will give berries all season. 75c. per 100, postpaid; by exp., not prepaid, \$2 for 500, \$3.50 per 1,000.

Best Varieties for Gardens in the South (See last page cover)

Out of all the hundreds of varieties of Strawberries grown in this country there are three varieties that are specially adapted to general southern conditions; varieties that come in early, medium and late; varieties that are healthy, vigorous growers; varieties that make large crops of berries; varieties that will please any and everyone in the South who like this most delicious of all berries; berries that are a sort of the first-of-the-season

fruit, coming before dewberries, blackberries, early peaches, apples, etc. There is a distinct place among all the fruits that the Strawberry only can fill. If you have no Strawberry-bed, including at least three of the best varieties, you are missing every year the choicest and most pleasing of all small fruits.

The varieties we recommend are the Missionary, Klondyke and Aroma. Descriptions will be found above.

Home-Garden Collection: 300 Plants, Postpaid, \$1.75

For \$1.75 we will send 300 Strawberry plants, postage prepaid, to any post office in the United States. In this collection will be 100 plants of Missionary, the best extra-early Strawberry; 100 Klondyke, the best medium-early, large-sized, sweet-flavored berry; 100 Aroma, which is of enormous size, finest quality, and stays in bearing late, long after other varieties are through. This selection has been made after hundreds of varieties have been tested, and contains the best there is to be had in Strawberries to date.

Our One-Dollar Collection: 150 Plants, Postpaid, \$1.00

Some don't want as many as 300 plants. Our One-Dollar Strawberry Collection is just the thing for such people. Plants of exactly the same quality as in the Home-Garden Collection, the same varieties: 50 Missionary, 50 Klondyke, 50 Aroma, postpaid to any post office in the United States for \$1.

Delivery About October 15. Plants will not be shipped until they become dormant—between October 15 and November 1. We want the plants to reach you in first-class order, which is possible only when digging and shipping is delayed until growth has stopped. We positively will not ship until plants are in condition to carry in the very best manner. Orders can be sent in any time.

It Is Time to Quit Eating Your Crop Before It Is Made

This may seem a rather queer way of putting it, but it's exactly right if comfort in the farm homes of the South is to follow. For nearly fifty years we of the South have been eating our crops before they were made. This is no fairy tale, no exaggerated or lying statement either. It is exact, indisputable, every day fact that you have your share in and we have ours in.

You may ask, How can such a thing be possible? and a fair, square answer you are entitled to. There is a trouble here in the South along this line that must be done away with if the South, the individual farmers and townspeople as well are to come into their own and enjoy the comforts and luxuries of life that they are entitled to, measured by the natural advantages that Nature bestowed on the South.

Our present troubles, our present bad economic and financial habits began in the period following the Civil War. There seemed no other way then. The South was absolutely stripped of everything necessary to carry on industry, agricultural or otherwise. We had land capable of producing a crop, cotton, for which there was a world wide demand, and human labor.

Without going into all the details this combination of land, climate, human labor and its consequent product, cotton, was put in pawn, so to speak, as security for food to keep us going for a year. We got our food, doled out to us, it's true, but we got it, just the same, largely, if not altogether before the crop was made and delivered.

Nearly fifty years ago this, at the time, necessary system was established, and in large measure it has continued to this day, and its continuance has kept the South, as a whole, poor, and you, as an individual, poor if you have been dependent or are dependent on the pledging, either directly or indirectly, of your cotton crop, or vegetable crop, orange crop, or any other kind of a so-called "cash crop" for your food and grain supplies as a basis of credit at the supply merchant's or country banker's.

We believe absolutely in credit, if rightly used. If not rightfully used it is a millstone tied about your neck, and it is no misstatement to say that there is a large and able-bodied bunch of these millstones tied around the necks of our people, cotton growers, orange growers, peach growers, vegetable growers, etc.

The South as a whole is poor; you are poor; your neighbor is poor compared with the financial condition you all ought to be in had you worked your farm business in a plain common sense way instead of the extravagant, nonsensical way that you have been carrying it on. The plain unadulterated truth is that you and your neighbors, or such of you that have felt the pinch during the past year, have been eating your crop before it was made, via the supply merchant route. When your crop of cotton or oranges or peaches or tobacco or anything else was made you OWED it instead of OWNED it, and therein lies the whole trouble.

Store bills eat you and your crop up before it is made. The credit way seems, at the start, an easy way, but it strangles five out of six of you before the end of your life's journey is reached.

Are you going to stay in this credit rut, or are you going to get out and be a free and independent man, a man that need not stand, hat in hand, so to speak, and ask supply merchant or local banker what you can do next season with your land? This is an absolutely fair question and on its right answer depends whether or not you are going to be a free man or essentially a slave to supply merchant, landlord or banker.

There Are Too Many Supply Stores in the South

Information came to us a few days ago that opened our eyes to this situation, and it ought to open yours if you are a buyer of food products and grain products that can be and ought to be produced on your own acres.

There are thirteen states in what is generally termed the South. In the entire United States there are forty-eight states. In the thirteen Southern States there are more general merchandise or supply stores than in all the other thirty-five states of this country, in spite of our comparatively small population and wealth.

We recognize fully the value and convenience and proper place of the general merchandise store in any community, but we do submit as a plain common sense proposition that more stores of this character, operated on a credit basis, in thirteen states than in all the other thirty-five states, represents not legitimate merchandising, but a parasitic condition.

We are fighting to get rid of the cattle tick in the South. Why? Because the tick is a blood sucker, that prevents the cattle reaching full growth for their age and food. Just as the cattle tick drains the blood of the range cow and keeps it poor and "sorry looking," just so does the average mercantile store that is carrying cotton growers and other kind of growers on credit suck the financial or money blood from them.

One parasite sucks blood, the other sucks money. The result is essentially the same, the blood sucking cattle tick leaving a scrawny, ill nourished cow; the credit extending merchant leaving a "busted" or nearly "busted" cotton grower or some other kind of a one crop grower at the end of the season.

There is a difference and that is in favor of the cow. The range cow can't help it. The ticks are there and the cow can take no steps to escape them. The cotton grower can, if he has got energy and backbone enough to grow on his own acres so far as possible the things he now buys at the store.

We have no grudge against a single general merchant in the South, but there are too many of them. They live absolutely off of the cotton growing, food buying farmers, and this is not right. It's a poverty producing system, that needs changing, but it will not be changed until you and your neighbors and all the rest of us produce food and grain instead of buying it on a double or triple price basis. Start right in food production this fall. A real fall garden, patches of oats, wheat, rye, etc., will start you on the road to full farm prosperity.

The Farmer With Oats Saves Money

There were more acres of oats planted in the Southern States last fall than ever before. Despite the fact that the past season was the worst for oat growing we have ever seen there have been more oats harvested than ever before. Further, the fact that those oats are in hand now has proven a "life saver" to thousands upon thousands of cotton growers who were short on corn last spring.

The all or nearly all cotton grower; the cotton growing, food and grain buying, always in debt and nose to the grindstone farmer got an awful jolt when this European war came on. It knocked him flat and even now he is under an accumulation of debt that will keep him busy for years to come if he continues in his old cotton growing, food buying rut.

The right kind of farming is a paying proposition. The kind of farming that 75 to 80 per cent of our people do does not pay, never has paid, never will pay. Profit on the farm lies first in the production on the farm of every dollar's worth of food, grain and hay supplies needed for that farm. When that's done a man can safely plant his remaining acres in cotton or other cash crop.

Oats can be grown cheaper than corn. Oats are far better summer grain food for work stock than corn. Oats are a winter growing crop and save the land from winter washing as well. Oats come off in plenty of time so that the ground may be planted in peas or sorghum, insuring you a hay crop as well as grain, insuring your land's working full time.

A reasonable acreage of oats on your farm each year is the beginning of prosperity. Oats will help make your cotton money stick. You won't have to turn it over to supply merchant. You will own those cotton dollars and not owe them as in the past.

The foundation of a money-making production of cotton, even on a 12 to 15 cent basis lies in home production of grain, hay and meat. In not one case out of a thousand can a farmer make any money growing cotton if he buys oats, corn and meat at ruling store prices. With all due respect to our corn crops planted in the spring, and which have a habit of giving out along from April to June in spite of our efforts to make enough to see us through, we must depend on oats for a summer grain feed for our animals.

Oats can be grown as cheap or cheaper than corn; most of the work is done at a time when it don't interfere with other crops; the crop furnishes winter and spring grazing as well as a cover crop to prevent washing; and as a grain crop furnishes a better summer grain feed for work stock than corn, for we never knew an animal fed on oats to go to pieces under summer heat as do thousands of corn fed work mules or horses. The one, two or three horse farmer with a reasonable acreage in corn and a few acres in oats followed by peas or sorghum and peas is always a money saver. He can't help but be, for he has absolutely stopped the deadly drain on his pocket for grain and hay from farther north.

We have all of us in past years been following a bankruptcy system. We have been slowly getting out from under the past three years. Each one of us has his share to do in stopping this grain drain and hay drain and meat drain and a dozen or so others.

A fall sown oat crop is a long step and a right step in a money-saving, soil-building, wealth accumulating direction. It's time to plan for oat acreage now. Be sure and sow enough (open furrow system) to last your stock several months. Do this and join the ranks of the money-saving oat growers of the South.

REALLY RE-CLEANED GEORGIA GROWN SEED OATS

Most of all in importance for fall planting is the oat crop. You can't grow too many oats anywhere in the South. They are of high

feeding value for your own stock. If you have a surplus there is a market for every bushel of it at your nearest town. The oat crop with the open furrow system of planting is the safest crop you can plant and the least expensive to grow. With this system of planting there is little or no danger of winter-killing; there is no labor cost, except preparation of the ground and harvest; you keep your land covered all winter, thus stopping the washing from winter and spring rains and you have your ground absolutely free for a summer crop of peas or peas and sorghum that will make from \$15.00 to \$30.00 worth of hay per acre in addition to the value of the oats, and still leave your land better off than when you started, oats followed by hay crop being a splendid rotation for the cotton-grower. The price of oats, corn and hay during the past few years ought to be an eye-opener for every one of us. To go on in our old way means bankruptcy sooner or later. There are very few of us who have not had to go down into our pockets in past years and pay from \$1.00 to \$1.25 for sorry Western corn; 80 cents to \$1.00 for sorrier oats. We can't and you can't afford to do this, even if cotton were 20 cents a pound, with a thirteen or fourteen million bale crop. We preach nothing that we do not practice ourselves. On our own farms we plant hundreds of acres of oats every year. We find oats the most profitable grain crop that we can grow and the hay crop following brings us in more money per acre than the average cotton acre of the South produces. We get from fifty to one hundred bushels of oats per acre, according to the quality of the land on which they were planted; we do this by thorough preparation of the soil and use of re-cleaned and graded seed, for experience has taught us that we cannot afford to plant anything but re-cleaned and graded seed. Every bushel of seed oats planted on the Hastings Farm comes to our warehouse here in Atlanta for re-cleaning and grading before it is planted. What pays us will certainly pay you.



No. 1—Sample of Hastings' 100-Bushel Oats Direct From the Farm

WHAT THESE PHOTOGRAPHS TELL YOU ABOUT HASTINGS' SEED OATS

On this and the preceding page we show three illustrations of oats, illustrating just exactly what our re-cleaning and grading process does to a grain like oats; these illustrations are reproduced from photographs somewhat enlarged so that the imperfections in No. 1 and No. 2 can be thoroughly shown. Most farmers won't believe and can't realize the enormous amount of weed seed and grass seed and light weight grains there are even in the best crops of oats. Once one of our good friends from Brooks County, Georgia, was in our warehouse and saw the re-cleaning process going on; upon being shown the oats before they went through the re-cleaning and grading machines he expressed the opinion that he did not see how any oats could be better than those. We took him down and let him see the whole process and the weed seed and light weight grains that came out in the re-cleaning process. After seeing the whole process he said: "Mr. Hastings, I have known you for a good many years and always considered you a truthful man, but if you had told me what I have actually seen today I am frank to say that I would not have believed you. I had no idea whatever that so much weed seed and trash could be concealed in oats and not be apparent to the eye."

Illustration No. 1 on page 2 shows a sample of 100-Bushel Oats as they came from the farm after being threshed. Most every farmer thinks that the threshing-machines take out light weight grains and weed seed, but they do not, and these three illustrations tell the story perfectly.

No. 2 shows trash, weed seed and small undeveloped grain from a photograph taken of some of the refuse from our cleaning machines, after cleaning the lot of oats represented by illustration No. 1.



No. 2—Trash and Small Oats

See the large percentage of small, partially developed grains that never can make strong, healthy oat plants, even with the best of care and fertilizing. No. 3 shows re-cleaned sample of our 100-Bushel Oats, just such even size and quality oats as go from our store to you when you order.

Will It Pay Me to Plant Hastings' Re-Cleaned Oats?

The fairest criticism that can be made of most seed buying farmers is that they look almost entirely at the first cost and not what they are going to get out of it. It is exactly the same principle that leads a man to say: "I can't afford to pay over 50c or 75c per bushel for cotton seed," and then goes on and plants common seed that make about 200 lbs. of lint per acre, while his neighbor using better seed pays \$1.50 to \$2.00 per bushel for real planting seed and makes 400 to 500 pounds of lint per acre; the extra 200 or 300 pounds of lint costing him actually not over \$1.00. Our 100-Bushel Oat is the best oat in existence for fall planting in the South, fully acclimated and most vigorous, hardy, remarkably free from rust and the heaviest yielder of all; yet with all these good qualities the man who plants them without the seed being re-cleaned and graded deliberately throws away from 10% to 15% of his stand and in other varieties sometimes as high as 25%.

One of our customers did not believe re-cleaning and grading made any difference. We sold him re-cleaned seed for half of his crop and regular run-of-the-crop for the rest. Same variety, same land, same fertilizer, same everything all through except the seed oats being re-cleaned and graded. With the re-cleaned seed our friend made 13½ bushels more per acre than he did with the seed not re-cleaned.



No. 3—Sample of Re-Cleaned Seed, Hastings' 100-Bushel Oats

Hastings' 100-Bushel Oats

BEST OF ALL HEAVY YIELDING "RUST PROOF" OATS FOR THE SOUTH

Right seed of a right variety comes as near making a profitable crop certain as is possible in farming. When we introduced our 100-Bushel Oat eight years ago we placed in the hands of the farmers of the South the safest, surest cropping, best paying oat that existed. There was nothing equal to it eight years ago and there is nothing equal to it now. If you have "100-Bushel Oats" direct from us (re-cleaned seed) you need have no fears of failure or even unsatisfactory yields. It's sure and safe for a fall planted oat in every Southern State. We named it "100-Bushel Oat" because that's about what it was making for us on good land and under good cultivation. You can't help but make money out of this oat if you give it half a chance.

Right here let's be honest with each other. This variety of oat isn't going to make a crop all by itself. You have got to do your part in the way of preparation of the land and careful planting. No seed on earth of any cultivated crop is going to do its full share of the work unless the planter treats it fair and honest by doing his share. You and we can't get 75 to 100 bushels per acre of any crop with a 10 bushel quality of preparation. The real point, however, is that if you give "100-Bushel Oat" anything like a chance with fair

preparation you are sure of a yield from 10 to 20 bushels more per acre than from any other oat you can plant.

We believe in the 100-Bushel Oat ourselves; grew nearly 300 acres of it for feeding on the **Hastings Farm** this past season and expect to plant about 400 acres of it this fall to grow feed for our working stock. This **100-Bushel Oat** is the only variety of oats we plant on the **Hastings Farm** for our stock. Why? Because we can get at least 10 bushels more per acre from it than any other. Over on our Test Grounds we had some 25 varieties of oats from all parts of the country, north, south, east and west, and not a single variety came anywhere near the **100-Bushel** in yield. We keep up this test work each year and when we find any oat that equals our "100-Bushel" we will tell you about it. The more we grow and see "100-Bushel Oat" in all kinds of seasons and all classes of lands the more we think of it. No oat that we have ever seen in the South is so hardy, healthy and vigorous, no oat that will stand up so well and do more than could be reasonably expected of it. That's the kind of oat that you can afford to plant and no other. With the open furrow system we have never known it to winter kill.



From a Photograph of a Field of HASTINGS' HUNDRED-BUSHEL OATS Grown in Meriwether County, Georgia—Three Years Before it Took Four Acres of This Land to Make One Bale of Cotton—Why Not Grow Oats Like This?

On the next page will be seen a reproduction from a photograph of a bunch of "100-Bushel Oats." Note the heavy well filled heads, the long, stiff straw. This is also shown in the field scene on this page, the gentlemen standing in the field being above the average height.

For an all-round general purpose oat you will find nothing that can compare with it. Planted in the fall it is almost as hardy as rye, stools out strongly, makes the best of winter and early spring grazing for cattle, hogs, horses and mules and in the right season comes out and makes oats such as are shown on these two pages.

It's a true strain of Southern oat, "rust-proof" to a remarkable degree and adapted to all the South. Grains are exceptionally large and heavy, usually weighing 40 pounds or over to a measured bushel. It's just the oat for you, a Southern thoroughbred, an oat that you can depend upon. No matter where you live in the South it's the right oat for fall planting.

Every fall there are tens of thousands of cotton growing farmers who say, "I would like to plant a few acres of oats, but have no place to put them. My land is all in cotton and I won't get it 'picked out' in time." Such farmers are dead wrong. The field shown in the photograph above was sown with the open furrow system before the cotton was picked out. On the **Hastings Farm** hundreds of acres are planted every year on cotton ground before the cotton is picked out. More and more oats are planted between cotton rows every year.

Oats are easier grown than corn, cost less to make and are a better summer time feed for work stock, being less heating, and furnish a combination grain and hay feed in case you do not wish to thresh them out.

Georgia, in one year, bought from outside the state over thirty-nine million dollars' worth of feed oats. Other states buy oats in as heavy proportion. Don't you think it a good time to change from buying oats to selling them?

Our Oat Experience Meeting

It's a good old church custom to have from time to time what are called "experience meetings." It's a good custom in religious matters, it would be a mighty good practice for the farmers of the different districts or precincts, or even counties, to get together from time to time and have "farm experience meetings" where all the brothers could get together and tell of the things that have proven profitable, as well as tell of the mistakes they have made that should be avoided. We have said that "100-Bushel Oats" are good all over the South. It's true, not because Hastings says so, but because "100-Bushel Oats" have been planted all over the South, and have "made good," and we have on this page testimony from eight Southern States telling how good they are. We have sold during the last six years over one hundred and fifty thousand bushels of our "100-Bushel Oats," most of them to farmers who have either planted them before or have seen them growing on neighboring farms. All these oats need is a chance to show what they can do on your farm.

"100-BUSHEL OATS" IN EIGHT SOUTHERN STATES

Georgia Planted two acres of "100-Bushel Oats" and two acres of Appler: "100-Bushel" was the best oat by 15% to 20%. Yielded 60 to 70 bushels per acre against 50 to 60 for the Appler.—O. S. McRae, Walton Co.

I gave your "100-Bushel Oats" a hard test by sowing them on poor, thin, red land. Even under these conditions they grew well and made a good crop. They grew about waist high, with the largest, heaviest heads I ever saw. I am going to get more seed this fall and plant them on good land, for if this variety will make a crop on such poor land as I used last year, they will certainly prove profitable on good land.—T. F. Crow, Hall County.

Your "100-Bushel Oats" I sowed last fall with open furrow drill look fine and give promise of a large yield. It is the only field of oats in my section that has not been badly damaged by freezes.—Don Harris, Walker County.

From the "100-Bushel Oats" I bought from you last fall I made 90 bushels on one measured acre.—C. W. Gray, Cataosa County.

Florida "100-Bushel Oats" were very fine. Planted side by side with another variety, they showed themselves 5 to 1 the better oats.—McVoy & Co., Escambia Co.

Made as fine a crop of oats as I ever saw in New York state; the heads were well filled and of very best quality. This is the oat for us to raise in this section.—H. C. Pettit, Hillsboro County.

I bought your "100-Bushel" Seed Oats and am delighted with results. I have never made such a crop of oats before; they were the heaviest and the most to the ground I ever saw.—W. F. Cowen, Gadsden County.

Alabama "100-Bushel Oats are the best. Made 50 bushels per acre; other oats on same land made 30 bushels per acre.—W. H. Harris, Pike County.

I made 12 tons of straw and oats from two and one-half acres. I did not thresh the oats so do not know how many bushels there were, but they were notably the best oats my neighbors ever saw, averaging five feet high, from seed planted October 1.—Jno. A. Rogers, Sumter County.

Mississippi "100-Bushel Oats" planted last days of January made fine yield with unfavorable season. Texas Rust-Proof Oats in same field made complete failure. "100-Bushel Oats" are of great value, shall want more in the fall.—R. H. Campbell, Scott County.

Have sown several acres of your "100-Bushel Oats" and have an excellent stand. It is the most vigorous looking oat that I have ever seen. Your seed have proven very satisfactory; this is more than I can say for some seedsmen in _____ and other points.—O. M. Harrill, president of Bank of Houlika, Chickasaw County.

Louisiana The best variety that has ever been seen in this country. They are strictly "rust-proof," which is a great point in their favor.—G. R. Jordan, Jackson Parish.

Texas My 11 acres of "100-Bushel Oats" yielded 685 bushels, an average of over 62 bushels per acre. This yield excelled all others in the neighborhood of my farm, beating the next best by about 18 bushels per acre.—G. A. Duerler, Bexar County.

South Carolina Have sold all my oats I have to spare; sowed eight bushels and threshed out 221½ bushels from 4 acres. Your oats are fine and am fixing for a big crop next time. Would pay \$2.00 a bushel rather than sow any other sort.—D. T. Andrews, Greenville County.

North Carolina Am well pleased with the "100-Bushel Oats" bought of you last fall.—W. S. Percival, Moore County.

PRIZE WINNING BUNCH OF OUR HUNDRED-BUSHEL OATS



PRICES OF "100-BUSHEL OATS"

You want to get at least a start of this heavy yielding oat this fall, no matter where you are in the South. You can't afford to plant the trashy oats sold by local merchants. You can't afford to sow oats obtained from a farmer who has weeds in his field. You can't afford to plant any but the best re-cleaned and graded seed oats, just as clean of weed and grass seed as it is possible for the best re-cleaning machinery there is made to do it.

Pound, postpaid, 25 cents; 3 pounds, postpaid, 50 cents; peck, not prepaid, 50 cents; bushel (32 pounds), \$1.50; 5 bushels, \$6.75; 10 bushels, \$12.50. Freight rates and samples sent on request.

NEW FULGHUM EARLY OATS

This comparatively new early variety has taken Georgia almost by storm for an early oat, that is perfectly hardy and suitable for fall sowing in all parts of the South, provided, of course, that they are planted by the "Open Furrow Method."

We have watched this new oat with great interest. We placed seed stock of it in the hands of our most expert seed growers. Based on our observation and experience and the experience of our growers we have not a word to change from what we stated about this variety in our fall catalogue for 1914, which we reprint below.

This new oat will, we believe, fill a distinct place in Southern oat growing. We do not expect it to take the place of the regular rust proof main crop strains such as "100-Bushel," Appler and others, but it has a distinct place to fill, if it holds up in extra severe winters, a test which it has not been put to as yet.

Extravagant claims have been made for the Fulghum for extra earliness, large yields, etc., which have not been borne out by actual test. It is a good early oat with exceedingly heavy straw. A three year impartial test by one of the Southern Experiment Stations

shows that its average date of maturity is eight days earlier than Appler, and the yield per acre each year ranged from eight to ten bushels less than Appler. Apparently its greatest value is as a variety to plant for part of the crop, for by planting half the acreage in Fulghum and half in "100-Bushel" or Appler the length of the harvesting season is lengthened and the farmer with limited machinery equipment can handle successfully a larger acreage.

It is well to remember in oats as well as other grain crops that earliness is always obtained at the expense of less yield per acre.

The Fulghum is the best early oat we have seen for the South, yet it is not going to take the place of the more generally planted and heavy yielding varieties for the most profitable variety. We recommend it as an early oat only, and for those willing to sacrifice quantity to earliness. It is a clean, vigorous growing, healthy variety for early crops. Re-cleaned, graded seed. Pound, postpaid, 25 cents; 3 pounds, 50 cents; peck, not prepaid, 50 cents; bushel (32 pounds), \$1.50; 5 bushels, \$6.75; 10 bushels, \$12.50. Freight rates and samples sent on request.

Other Safe Varieties of Southern Oats

While we positively know by experience covering many years that Hastings' "100-Bushel" Oat is superior in every respect to the other varieties, there is always a greater or less demand for these other varieties, and we carry the following in stock as regularly as possible. All the seed we send out of these varieties is re-cleaned just as carefully as possible, and is superior seed stock to any that you can obtain elsewhere of these varieties.

Georgia Grown Appler Oats

A selection from the Texas Red Rust Proof made years ago in Georgia, and was the best variety up to the introduction of our "100-Bushel." Still largely planted but yield is usually 20% to 30% less per acre than the "100-Bushel." It is a genuine "rust proof" strain. Price, re-cleaned and graded seed, peck, 40c; bushel (32 pounds), about \$1.10. Write for quantity prices when ready to buy.

Burt or Ninety-Day Oat

Largely planted as a fall oat in Florida, where it does well at that season, but not recommended except for spring planting in the Central South. The Burt is a quick maturing oat, but is, in our opinion, much inferior, as a yielder of grain per acre. Re-cleaned and graded seed. Peck, 40 cents; bushel (32 pounds), \$1.00. Write for quantity prices when ready to buy.

Texas Red Rust Proof Oats

Genuine Texas grown seed. We get this variety direct from Texas in solid car lots. While we do not recommend it as compared with "100-Bushel" and "Appler" we can supply the very best re-cleaned seed with the weed seed and Johnson Grass, almost invariably found in them, removed. Peck, 35c; bushel (32 pounds), about 90 cents. Write for prices in quantity when ready to buy.

Hastings' Grain Book Free

Do you know how to prepare your land for 50 to 100 bushels of oats per acre? Can you prepare and get proportionately heavy crops of wheat, rye or barley? Do you know that these grain crops rightly handled will pay you better per acre than cotton at 15 cents per pound? These are not fool questions; they are based on fact. Such crops are being grown right along in Georgia, Alabama, South Carolina and other Southern States.

What other men are doing in this line you can do just as well on your farm.

We print in this booklet (40 pages) the experience and methods of some of these successful Southern grain-growing farmers. This booklet tells exactly how they do it and how you can do it.

This grain booklet is not for sale, but it's yours if you are interested in this subject, and honestly want to know how to make a real success of these fall sown grain crops anywhere in the South. All you have to do is to ask us for it and we will gladly send you a copy by return mail.

This booklet takes up in order Oats, Wheat, Rye and Barley, with a special chapter on Winter Vetch, and tells you exactly how to handle these different grain crops successfully from start to finish.

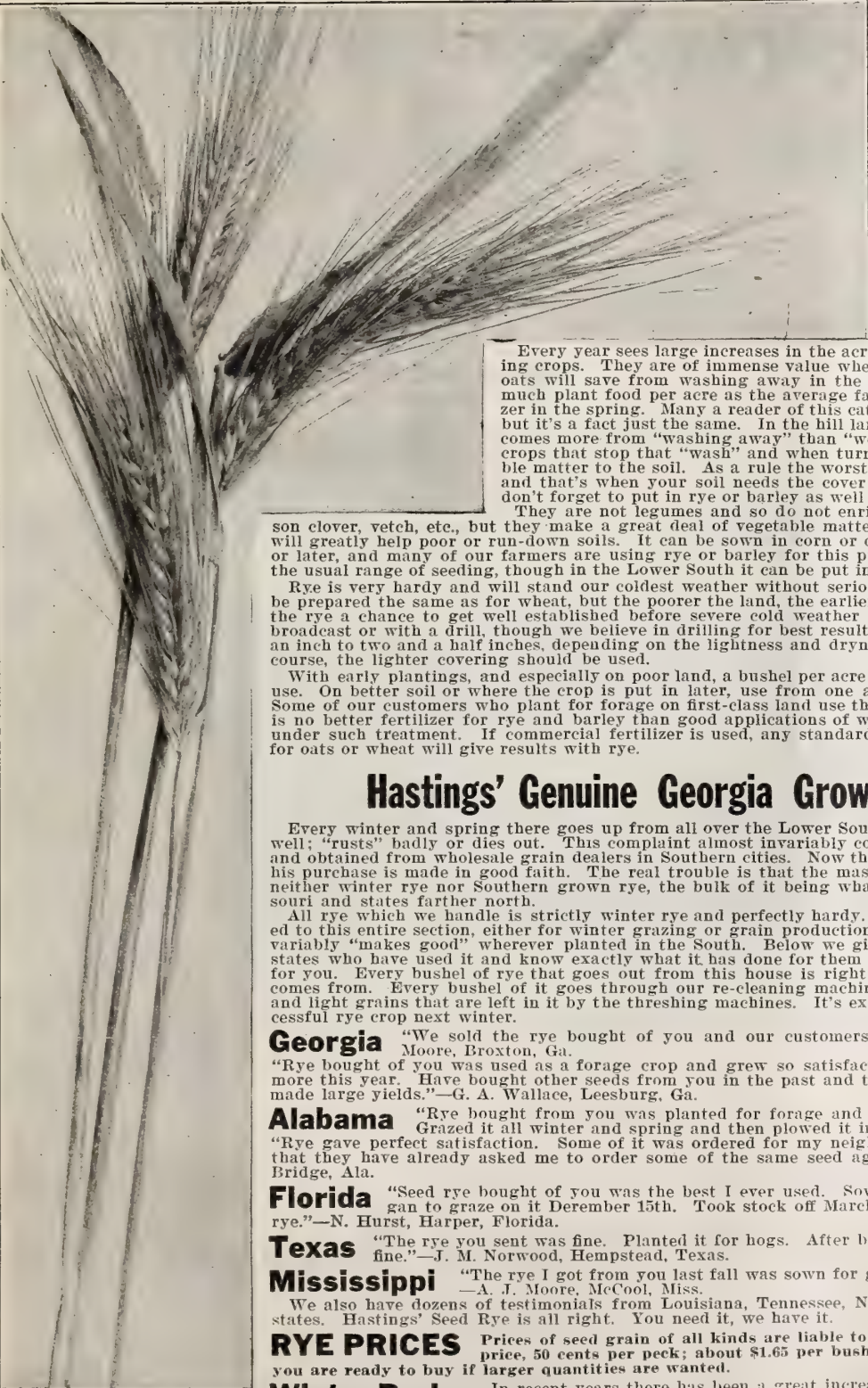
During the next few months hundreds of millions of cotton dollars will come into the South. Let's each one of us do our share to make them stick here in the South. You will find this grain book a great helper in saving cotton dollars.

Hastings' Pasture Book Free

An interesting and valuable booklet giving the best and most reliable information about preparation and seeding down both permanent and temporary pastures and meadows in all of the Southern States.

Separate planting tables and combinations of grasses, clovers, forage plants and grains for North and South Carolina, Georgia, Alabama, Mississippi, Louisiana, Texas, Florida and Arkansas. Also carries tables showing proper quantities of seed to plant per acre of all the grass, clover and forage crops in the South, and on this account alone it should be in every farmer's hands. Absolutely free. All that's necessary is for you to ask for it.

SOUTHERN GROWN RYE AND SOUTHERN BARLEY



Every year sees large increases in the acreage of these winter cover and grazing crops. They are of immense value wherever used, for either rye, barley or oats will save from washing away in the winter rains two to three times as much plant food per acre as the average farmer puts on in commercial fertilizer in the spring. Many a reader of this catalogue may laugh at that statement but it's a fact just the same. In the hill lands of the South the loss of fertility comes more from "washing away" than "wearing out." It's these winter cover crops that stop that "wash" and when turned under in the spring add vegetable matter to the soil. As a rule the worst washing is during the winter rains and that's when your soil needs the cover crop. In making your farm plans don't forget to put in rye or barley as well as oats.

They are not legumes and so do not enrich the soil with nitrogen like crimson clover, vetch, etc., but they make a great deal of vegetable matter, and if turned under on the land, will greatly help poor or run-down soils. It can be sown in corn or cotton when these crops are laid by, or later, and many of our farmers are using rye or barley for this purpose. From July to November is the usual range of seeding, though in the Lower South it can be put in even later.

Rye is very hardy and will stand our coldest weather without serious injury. The land for rye should be prepared the same as for wheat, but the poorer the land, the earlier it ought to be sowed, so as to give the rye a chance to get well established before severe cold weather comes on. It can be put in either broadcast or with a drill, though we believe in drilling for best results. The seed should be covered from an inch to two and a half inches, depending on the lightness and dryness of the soil. In heavier soils, of course, the lighter covering should be used.

With early plantings, and especially on poor land, a bushel per acre is about the right amount of seed to use. On better soil or where the crop is put in later, use from one and a half to two bushels per acre. Some of our customers who plant for forage on first-class land use three or four bushels per acre. There is no better fertilizer for rye and barley than good applications of well-rotted manure, and it will thrive under such treatment. If commercial fertilizer is used, any standard mixture such as would be suitable for oats or wheat will give results with rye.

Hastings' Genuine Georgia Grown Winter Rye

Every winter and spring there goes up from all over the Lower South a complaint that the rye don't do well; "rusts" badly or dies out. This complaint almost invariably comes on rye sold by local merchants and obtained from wholesale grain dealers in Southern cities. Now the local merchant is not to blame, for his purchase is made in good faith. The real trouble is that the mass of rye handled in this manner is neither winter rye nor Southern grown rye, the bulk of it being what we term as spring rye from Missouri and states farther north.

All rye which we handle is strictly winter rye and perfectly hardy. It is Georgia grown rye and adapted to this entire section, either for winter grazing or grain production. With half a chance it almost invariably "makes good" wherever planted in the South. Below we give the statements of men in several states who have used it and know exactly what it has done for them on their farms. It will do the same for you. Every bushel of rye that goes out from this house is right stock. We know exactly where it comes from. Every bushel of it goes through our re-cleaning machinery which takes out all dust, trash and light grains that are left in it by the threshing machines. It's exactly what you need to make a successful rye crop next winter.

Georgia "We sold the rye bought of you and our customers were well pleased."—Ricketson & Moore, Broxton, Ga.

"Rye bought of you was used as a forage crop and grew so satisfactory that I shall want five bushels more this year. Have bought other seeds from you in the past and they have all been true to name and made large yields."—G. A. Wallace, Leesburg, Ga.

Alabama "Rye bought from you was planted for forage and cover crop. I never saw finer rye. Grazed it all winter and spring and then plowed it in."—N. J. Latham, Yolande, Ala.

"Rye gave perfect satisfaction. Some of it was ordered for my neighbors and they are so well satisfied that they have already asked me to order some of the same seed again."—W. R. Williamson, Natural Bridge, Ala.

Florida "Seed rye bought of you was the best I ever used. Sowed October 20th, and my stock began to graze on it December 15th. Took stock off March 1st and then made a good crop of rye."—N. Hurst, Harper, Florida.

Texas "The rye you sent was fine. Planted it for hogs. After being grazed it went to seed and was fine."—J. M. Norwood, Hempstead, Texas.

Mississippi "The rye I got from you last fall was sown for grain and gave perfect satisfaction."—A. J. Moore, McCool, Miss.

We also have dozens of testimonials from Louisiana, Tennessee, North and South Carolina, and other states. Hastings' Seed Rye is all right. You need it, we have it.

RYE PRICES Prices of seed grain of all kinds are liable to change from time to time. Present price, 50 cents per peck; about \$1.65 per bushel. Write for quantity prices when you are ready to buy if larger quantities are wanted.

Winter Barley In recent years there has been a great increase in barley planting, especially by poultry raisers, who want it for winter green feed and grazing. Compared with Barley prices change during the season. Present price, 50 cents per peck; bushel, about \$1.50, f. o. b. Atlanta. Write for large quantity prices when ready to buy.

seed stock which we have is the "bearded" variety. We cannot supply beardless barley, which has generally been unsatisfactory South.

You Can Grow Good Wheat Too

It's time for most of us to get our eyes open to plain facts. The South grows many millions of bushels of wheat every year, yet how often do you ever see a field or even a small patch of wheat in your neighborhood?

All parts of the South can and do grow good wheat. It's merely habit that we have got into looking on wheat as a product of the colder sections. Egypt is a great deal warmer country than any of the Central, Southern and Gulf States, yet wheat has been one of the great staple food crops of that country for thousands of years, back as far as history goes.

Now, a great many of us don't realize that the yield per acre in the South, with intelligent handling, is heavier than the average yield per acre of what are known as the wheat growing states of the North. We have a corn crop growing on land this year that five years ago produced 51½ bushels of wheat on a measured acre. The illustration below is from a photograph of a field of wheat that yielded 35 bushels per acre.

If any one state would be classed as a non-wheat growing one, it would be Florida, and yet one of the best crops of wheat we have seen was grown in Bradford County, Florida, a hundred miles or more south of the Georgia line. We could go on and repeat the

details of stories of Alabama and Mississippi planting hundreds and thousands of acres every year, but it is unnecessary. The South can grow wheat and grow it profitably. Why don't you?

There are a million or more farmers in the Cotton States that never grew an acre of wheat in their life. They buy wheat (in the shape of flour) grown north, milled north, shipped from the north, and unless they pay an extra price for the extra fancy flour, they usually have occasion to "kick" about the poor quality.

Our Southern wheat is of the best, the quality of the flour from it is the best. If you want the best of flour, grow your own wheat here in the South and have flour made here. Any miller who can be assured of reasonable acreage in wheat is always glad to put in any necessary machinery for milling it.

Wheat growing is one of the necessities of a good, all around, profitable "live at home and board at the same place" agriculture that will put the South where it ought to be, the wealthiest and best agricultural section, not only of the United States, but of the world. **Wheat planters never regret it.**

WHEN AND HOW TO PLANT

It is impossible, in a general catalogue like this, to give detailed instructions. If you are really interested in wheat and other grains we shall be pleased to send you our "Grain Book," which is free on request.

The best time to plant wheat in the Southern States is from the middle of October to the middle of December. The aim in any locality is to give the plants a chance to get well established before freezing weather sets in. However, one of the best wheat crops we ever saw in this section was planted the day after Christmas. Seed should be drilled in rather than broadcasted. The "open furrow" system for planting oats will answer splendidly for wheat.

In commercial fertilizers, the Georgia Experiment Station recommends at seeding time 200 lbs. acid phosphate, 50 lbs. muriate of potash, 350 pounds cotton seed meal per acre, followed by 75 pounds nitrate of soda in the spring, about 10 days before time for first heads to appear. In seeding early use one bushel per acre. In late planting, say after November 15, you had best use from ¼ to ½ bushel more seed.



A Crop of Our Georgia Red Wheat—The Man in the Center is Six Feet Tall—This Wheat Crop Yielded 35 Bushels Per Acre in Georgia—Why Not Grow Wheat Like This?

**PLANT OATS
PLANT RYE
PLANT WHEAT**

Georgia Red This is a bearded wheat of the finest type grown anywhere. Now, we are constantly being asked the question, "What is the best variety of wheat?" Now, there is no one best variety of wheat for all kinds of seasons, lands and locations. Some growers prefer a bearded wheat, others won't have anything but a smooth or beardless wheat. Different growers and different sections have their preferences.

Up to two years ago our preference has always been for smooth wheats, but our wide observations convinced us that while the smooth or beardless varieties like Blue Stem were preferable in many respects yet they only did their best under favorable seasons and general conditions. In what may be termed bad seasons, or on the poorer soils, or under cultivation and fertilizing below the average, the bearded varieties made best yields in almost every instance. Our Georgia Red is the superior bearded wheat for the South. It's a vigorous grower and a heavy yielder. The above picture from a photograph of a seed crop shows a field that turned out 35 bushels per acre, more than twice the average per acre of northern wheat lands.

Georgia Red is a thoroughly acclimated wheat, grown here in Georgia for many years. It's strong, vigorous and heavy yielding. It makes satisfactory crops in good seasons and bad. It's extremely hardy, standing our severest winters without injury.

There are thousands of people each year in the South that plant wheat for the first time and possibly do not give the preparation that more experienced growers would give. To such we especially recommend our Georgia Red, for it will stand adverse conditions better than any variety of wheat we know of. When you plant Georgia Red you know exactly what you have, an acclimated wheat that makes heavy yields. **Peck, 60 cents; bushel (60 pounds), about \$2.00. Write for quantity prices and sample.**

Blue Stem or Purple Straw This is an old favorite among the wheat growers in the South. It's a fine, rather early, productive, beardless variety of wheat, a standard in this section. It has always been a rather early variety, but the strain we are now handling ripens from a week to ten days ahead of the old strain. Good for grain production or if you desire to cut it when "in dough" makes a splendid hay crop. **Price, peck, 60 cents; bushel, about \$2.00. Write for quantity prices, sample and freight rate.**

Red May Wheat We have never been able to see where this variety was any earlier and better than the Blue Stem, although many prefer it to that variety, claiming great earliness. It's a standard variety and a great favorite in the state of Tennessee. **Peck, 60 cents; bushel, about \$2.00. Write for quantity prices, sample and freight rates.**

GRAIN SMUT

AND HOW TO PREVENT IT

With the rapid increase in acreage and production of oats, wheat, rye and barley in the South in the last few years there has naturally come with it an increase of the enemies of these crops.

Years ago "rust proof" varieties of oats were originated and the losses from "rust" in the South are now so small as to be almost unworthy of consideration. "Smut" of oats, wheat and barley are now spread over the whole South and the damage from it unless checked is serious.

A few weeks ago we rode for about 250 miles over one of the leading railroads of the South and we did not see a single field out of hundreds that did not show more or less "smut."

The "spores" (or seed if we may so term it) of grain smut are carried in various ways. The wind blows them from infected to uninfected fields. The public threshing machine is a great sinner in this direction, going from one farm to another. We might mention others, but it is unnecessary. There is hardly a grain growing section in the South that is not infested with smut.

Weather conditions the past two seasons have been especially favorable to its spread and steps must now be taken to stop it. Smut can only be prevented by treating the seed just before planting, and it ought to be done regardless of whether you plant home grown seed or buy it from us or any one else. It ought to be done every season and on oats, wheat, rye and barley.

What is known as the "Formalin" treatment is most satisfactory. The day before planting spread your seed grain on barn floor and sprinkle it thoroughly with a solution of one pound of formalin to forty gallons of water. After sprinkling stir the grain until all parts of the pile are well damped, then spread out thin and cover with a sheet for several hours that has been soaked in the solution. Another way is to make a formalin solution of the same strength, in a barrel, dip the bag of oats or other grain in it, let stand for 30 minutes and then spread out to partly dry. Either of these methods will swell the seed grain some and the grain drill should be opened up a little more than for perfectly dry grain.

Formalin is or should be obtainable at any drug store, but to be sure you had better get it ahead of planting time and take no chances. One pint of formalin will make sufficient solution to treat 40 to 50 bushels of grain.

New Abruzzi Rye

Twelve or fifteen years ago agents of the United States Department of Agriculture found a variety of rye in one of the Italian provinces and sent a quantity of it to Washington. From there it was distributed to various parts of the United States. In this way a prominent planter of South Carolina got hold of it. Its remarkably rapid growth so soon after planting attracted his attention and the small patch was carefully watched.

It made good then and it has made good regularly ever since, not only in South Carolina but in all the Southern States where small quantities have been planted.

We have grown it for two years and do not hesitate to say that it is as far ahead of the Georgia rye as the Georgia is ahead of Northern rye; in spite of the extreme dry weather this spring it grew shoulder high and made a splendid crop.

The Abruzzi Rye stools out quicker and heavier than any rye we have ever seen and quickly covers the entire ground. It can be pastured a month to six weeks earlier than other varieties of rye or oats.

So far as we can learn it has succeeded equally well on stiff clay lands and the sandy lands of the Lower South.

For the dairyman this quickness of being ready to pasture will make it invaluable, and for all others it is certainly well worth while planting a variety that will make 50 to 100 per cent more pasturage or hay in a season than the older sorts. We believe that the Abruzzi Rye will, in time, displace all other varieties of rye in the South, and you certainly ought to get a start of it this fall.

Pound, postpaid, 35 cents; 3 pounds, \$1.00. By express or freight, not prepaid, peck, \$1.00; bushel, \$3.50.

VETCH, A Wonderful Winter Crop

That is exactly what it is, a wonderful winter crop for all the South. One of the South Carolina growers expressed it well when he said: "I consider it the cow pea of the winter for our section."

When we speak of Vetch in this connection we mean the plant known as Sand, Hairy or Winter Vetch, which is the hardy variety, standing severe winters in all parts of the South without injury. This is the only variety safe to plant. Do not allow yourself to be fooled into buying the Spring Vetch either under the name of Spring Vetch, English Vetch or Oregon Vetch, for it is known under those three names. It is also used to adulterate Winter Vetch with, and if you are offered Winter Vetch at a very low price, look out for it. Spring Vetch is usually worth about 5 cents per pound and it is easy to fool the unsuspecting buyer.

The South needs three things above all others: winter cover crops to stop the washing from winter rains; soil improving crops to add the most costly plant food element, nitrogen, to the soil for the use of succeeding crops, and hay or forage making crops for our live stock to feed upon.

In the Winter, Sand or Hairy Vetch we have in one winter growing crop something that combines those three and it justifies fully our calling it a "wonderful winter crop."

With all due respect to Crimson Clover and Burr Clover, and we plant them both ourselves, we have always considered Vetch the most valuable of the three for the Middle South.

Planted with small amounts of rye, oats, wheat or barley for a support after it begins to run, Vetch makes a magnificent hay crop in spring, coming in ahead of everything else except thoroughly established fields of alfalfa, and at the same time leaves added fertility to the soil.

Planted on Bermuda sod and scratched in lightly in October it furnishes an abundance of grazing all through winter and spring for beef or dairy cattle, hogs or sheep, and in late spring can be let go to seed, thus seeding down the ground for next season.

Grown in abundance it makes possible the profitable growing and fattening of cattle, something that hundreds have attempted to do and failed simply because they have had to buy feed for those cattle at top-of-the-market prices. Crops like Vetch make possible profitable live stock growing which in turn means prosperity on Southern farms undreamed of by either our fathers or ourselves.

Vetch is a crop worth while. Plant at least a trial acre of it this year. Seed must be inoculated before planting unless Vetch has been planted on the same ground before. For inoculating material see "Nitro-Germ, Nitragin and Farm-o-Germ," page 17.



A Crop of Oats and Vetch — Such a Field Will Turn Out Four to Five Tons of Dried Hay Per Acre.

**Vetch
Booklet
Free
If You
Ask for
a Copy**

If you are interested in Vetch as a crop we shall be glad to send you a copy of a booklet free that goes more fully into details on the value of Vetch and its cultivation than is possible in this catalogue. Your name on a postal card with a request is all that's necessary.

WAR NOTE Winter Vetch as illustrated above is a product of Russia and Eastern Germany. At the time this catalogue is mailed it is impossible for us or any other seedsmen to say whether we will be able to supply genuine Winter or Hairy Vetch in any considerable quantities this fall or not. These countries are involved in war. Shipments from them have stopped, and whether or not we will be able to get any Vetch seed out of them can only be answered in the future. Write us when you are ready to buy and we will then be able to tell you whether we can supply Winter Vetch in quantity or not. We have a very limited quantity of last season's seed on hand. By mail, postpaid, 30 cents per pound.

Burr Clover (No. 503)

A Builder of Land and Animals

That may seem a queer way of putting it, but it expresses exactly what Burr Clover will do. It's a builder from start to finish, adding nitrogen to the soil for succeeding crops, adding vegetable matter, holding plant food from washing away in winter rains and every day during the growing season of fall, winter and spring building up your live stock when they are allowed to graze on it.

The most astonishing thing about Burr Clover is that so valuable a plant is so little known or used in this section. It is one of the most valuable winter grazing, soil improving crops there is known. It is an annual plant, coming from seed each year, furnishing the best of grazing all through the winter, and if grazing is stopped late in March it will make a good hay crop in May. However, most prefer to let it go to seed, thus re-seeding the ground for another winter's grazing. In the meantime summer crops can be easily grown on the same ground. Our farmers can plant it with perfect safety, as there is nothing of a pest nature to it. Its growth is strong, even on the poorest ground. On soil too poor for rye to get high enough to cut, Burr Clover made a growth $2\frac{1}{2}$ to 3 feet high. Burr Clover is a leguminous crop, gathers nitrogen from the air and, after furnishing winter grazing, leaves the soil in better condition for succeeding crops.

Burr Clover seed is produced in small prickly pods wound up spirally into a ball. The Southern grown seed is always sold "in the burr." The first time one buys Burr Clover seed its appearance is disappointing. The only method of harvesting is to rake up the "burs" after the plants have died down. Seed gathered this way always shows a certain amount of trash and impossible to separate, but this carries with it the advantage of making inoculation unnecessary—the bacteria being carried in the "burs" and particles of dirt and trash.

We have discontinued the sale of the California Burr Clover, which is a somewhat different variety and has not proven so satisfactory as our native variety which can be had only in the "burr." If the seed "in the burr" is used, sow at the rate of 50 pounds per acre. Growers who have had the most experience with their crop advise the use of 75 or 80 pounds, but 50 pounds per acre will give a good stand.

An excellent plant for sowing on Bermuda grass land, as it matures its seeds and dies at about the time the Bermuda grass starts into growth, and when the latter is killed by frosts this soon takes its place. A mixture of these two plants comes nearer giving continuous grazing the year round than any other mixture we have tested.

Burr Clover will reseed itself each year if stock is kept from grazing as soon as it begins to bloom freely. All that's necessary is to let the seed mature and drop on the ground. Nature does the rest and a splendid crop of clover for winter grazing is yours.

We have an extra large supply of Burr Clover this year of splendid quality, harvested during the dry weather of last spring. Get at least a start of Burr Clover on your farm this fall. Once you grow it you will never want to be without it.

PRICES—Pound, postpaid, 35 cents; 3 pounds for \$1.00. Not prepaid, bushel (10 pounds), \$1.75; 10-bushel lots or over at \$1.50 per bushel.



Burr Clover

Dwarf Essex Rape (No. 400)

A SPLENDID WINTER FORAGE PLANT

We have been surprised and pleased to note how successful many of our customers have been in growing Dwarf Essex Rape. It is getting to be more popular every year. Essex Rape looks a good deal like a rutabaga plant, but does not form the bulbous root. It is used for forage and green feed, and succeeds well during the cool weather of the late fall, winter and spring in the South. The tops grow from 18 inches to 3 feet high, and the leaves are very juicy and tender and greatly relished by stock of all kinds. Rape grows best on rich land. A fine clay loam gives good results, and it may be said that it will do well on land rich enough to grow good turnips or rutabagas. Put your land in first-class shape by plowing and harrowing, sow the seed during the late summer and fall, either broadcast at the rate of 6 to 8 pounds per acre, or in drills 30 inches apart, which will take about 3 pounds per acre. It can be put in between your rows of corn at the last cultivation. If broadcasted, cover the seed with a light harrow.

Rape is especially a fine hog pasture and is also excellent for sheep, all sorts of stock eating it greedily, and it puts them in fine condition. At one of the Experiment Stations an acre of rape was used to pasture 20 hogs for three months, at the same time feeding some grain.

There is no danger that rape will become a pest on the land. When rape is planted under the right conditions it makes a tremendous amount of green forage per acre.

In preparing the land for a crop of rape, it ought to be put in good condition and fertilized as you would if you were going to grow a good crop of turnips, rutabagas, wheat or corn. If planted in drills the crop should be cultivated three or four times, and this method of growing the crop is the most satisfactory. Rape is ready for grazing in about eight or ten weeks from the date of seeding. It is not satisfactory as a hay crop, its chief value being for grazing and green forage. It will endure quite severe cold weather and on account of quick growth it can be used with success from late summer into the early part of the winter, and by making very early planting it will supply early spring grazing.

Rape is not a legume, but belongs to the same family as turnips and rutabagas.

So valuable is rape proving that there is not a month in the year now that we do not sell seed for planting in almost every part of the South. It is one of the most inexpensive crops to plant there is, seed cost being almost nothing compared with the value of the crop. Thousands of poultry raisers grow it for winter green feed. Pound, postpaid, 30 cents. In quantity by express or freight not prepaid, about 15 cents per pound.



A Single Plant of Our Dwarf Essex Rape

GRASS AND CLOVER BOOK---FREE

ALFALFA OR LUCERNE CLOVER

We are again using this illustration of Alfalfa, not because of any special beauty but because it splendidly illustrates the wonderful deep rooting qualities of this most valuable plant for the South after it has been established three or four years.

If there is one plant in the world, outside of the great staples of wheat, corn, cotton and oats, that is more talked about, written about and studied about than any other it's this plant, it's Alfalfa. This is not only true of the United States, but it true of all the civilized world. It's one of the most adaptable plants in the world, seemingly growing under almost every condition of soil, climate and elevation. We have seen it growing luxuriantly on the highly cultivated farms of France, we have seen it up near the Canadian line, in the far off states of Oregon and Washington, we have seen it grow in greatest luxuriance in the extreme burning heat of the below sea level desert valleys of Southern California, and we have seen thousands of acres of it in the high plateau country of Southern Mexico, nearly 8,000 feet above sea level. It is a wonderful plant, wonderful in its adaptability to so many parts of the world, wonderful in its long life and heavy yield, wonderful in its high value as a stock food.

OUR MOST VALUABLE PERMANENT CLOVER

That's exactly what it is, the most valuable permanent clover in the world, and every year sees hundreds of thousands of acres of permanent Alfalfa fields added to the farms of this country, and we want to assure you that if there was an acre to an acre and a half of Alfalfa established on every "one horse" farm in the South the owners of these farms need never worry about buying hay or forage, and it would also largely take the place of corn. We have seen work stock in Southern California in the finest condition we ever saw horses and mules in and they don't get a peck of grain from one year's end to another. They get all they want of Alfalfa hay and that's enough. They have the muscles to do the work and yet keep fat; not the little 800 to 1,000 pound mules that are so common here, but 1,300 to 1,600 pound horses and mules that have actually got the pulling power. Alfalfa is just about as nutritious hay as you can grow, and once well established and cared for it's there to stay, that is, on land where water is not too near the surface. We understand that there is one patch of Alfalfa now in Middle Georgia some 42 years old that is better now than when 2 and 3 years old. What do you think of a single sowing lasting over 40 years? It's a stayer and it's been piling up hay for its owner right along, furnishing 4 good cuttings a year and sometimes 5, practically 5 tons per acre per year. Alfalfa hay is selling in Atlanta now at about \$30.00 per ton. Do you know any better paying farming than that? We don't.

Surface rooting crops soon exhaust certain plant food elements near the surface and cease to do well. They also suffer from drought. Alfalfa roots go down 10, 20, even 30 feet. They bring up plant food that no other crop can ever reach. They are beyond the reach of the serious effects of any drought we ever have. Those are the reasons why Alfalfa is permanent.

WHY DON'T YOUR FARM GROW ALFALFA?

It's a fair question. Here is the most valuable hay and feeding crop in the world, and we believe we are safe in saying that not one farm in five hundred east of the Mississippi River and south of Tennessee has an Alfalfa patch.

Now, a great many of our people have planted more or less Alfalfa and failed. Why? In practically every instance it has been because of lack of proper preparation of the soil and planting at the wrong season of the year. We advise above all things fall planting, September 15th to October 25th being the best time. The reason for it is this: Alfalfa in this section of the country starts off slowly. Practically all of our lands are foul with weed and grass seed and with spring planting the weeds and grass almost invariably choke out the young Alfalfa, kill it by smothering before it gets a chance to grow. With fall planting, while the top growth is small all during the winter these wonderful roots of Alfalfa are penetrating down deep and when growing weather comes it shoots up ahead of and chokes the weeds and grass.

Another point: Hardly one farmer in a hundred puts enough preparation on the soil before the crop is planted. There is too much rough cloddy ground, too many lumps that the young clover or grass plants can neither go around, push over or penetrate. This makes bad stands. In getting land ready for any clover or grass crop it should be plowed deep, harrowed and re-harrowed and dragged until it is smooth and fine. You can't get it too fine and smooth and every extra day's work put into the preparation means many dollars in the succeeding hay crops. This thorough preparation is mighty good for any crop, but it's an absolute necessity for any grass and clover crop.

Now—back to the question—Why don't your farm grow Alfalfa? Have you failed in the past? If so, has it not been from planting in the spring instead of fall, or has it been from lack of proper preparation of the soil. Has it been because you haven't wanted to take chances and have never tried? If you do your part well there is mighty little chance of failure.

INOCULATION OF SEED AND LIMING OF THE SOIL

In addition to the thorough preparation of the soil outlined above and more fully covered by our "Grass and Clover Book," which you can have a free copy of if you will ask for it, it seems to be necessary to lime the soil thoroughly and inoculate the seed.

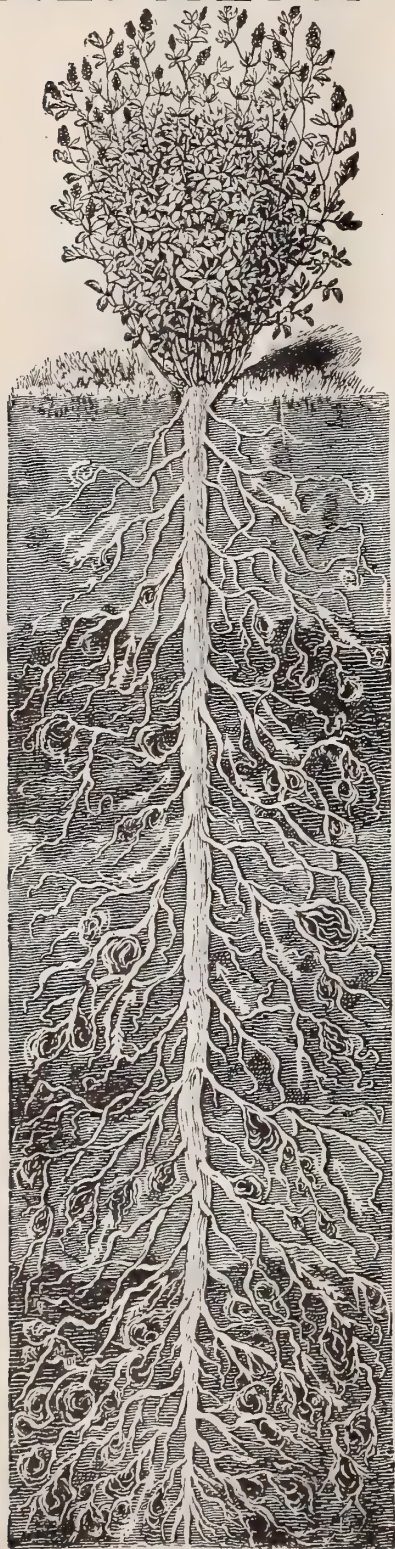
Now Alfalfa don't take up lime and it's not a necessary plant food, but all of our soils in the Southeast seem to be more or less acid and Alfalfa will not grow in soil in which there is an acid condition. An average quantity, say about 25 to 30 bushels of air-slacked lime per acre, or one to two tons of fine ground limestone, applied broadcast on the surface and plowed in will thoroughly sweeten almost any acid soil and put it in the very best condition for seeding. This takes out all sourness which seems to be deadly to young Alfalfa plants.

With a valuable and permanent crop like Alfalfa it's well worth while to do everything possible to insure full success, no matter whether it be in soil preparation, liming and seed inoculation. There are a great many people who do not understand this matter of seed inoculation. We believe fully in its value and importance, yes, necessity in starting Alfalfa in sections and on farms on which it has not been grown. Alfalfa from inoculated seed will make four to six times the growth that seed not treated will. For full information as to the matter of inoculation of seed of Alfalfa and other leguminous crops see page 17.

ALL OUR ALFALFA 98 PER CENT PURE OR OVER

Immense quantities of low grade foreign grown Alfalfa seed, full of weeds, trash, etc., have been dumped into the United States in past years. There is also much American Alfalfa full of dangerous weeds and the buyer of Alfalfa seed cannot be too careful in purchasing seed. If some weeds get a start in your fields success is impossible. We handle no Alfalfa seed less than 98% purity according to United States Department of Agriculture tests. Most of our Alfalfa seed runs 99% to 99½% pure. If you are offered Alfalfa seed at a low price we advise you to send a sample to Washington for testing. The Department of Agriculture will tell you the quality of any small sample of grass or clover seed you send them.

Now as to prices. Grasses and clovers fluctuate and change prices from time to time. If you wish to buy in quantity write us when ready to buy, stating quantity wanted. We will quote you lowest market price at that time and mail small samples of the seed. **Pound, by mail, postpaid, 40 cents; 3 pounds, postpaid, \$1.10.** At time this catalogue goes to printer, price of best grade Alfalfa seed is about 20 cents per pound.



Alfalfa or Lucerne Clover

CRIMSON CLOVER

A Vegetable "Gold Mine" for the South

A great revolution is well under way in southern agriculture and through that revolution the South which is essentially an agricultural section is going to come into her own and be what Nature has always intended, the wealthiest part of these United States.

We have about all been actively engaged in "land skinning." Our fathers and grandfathers did likewise before us while negro and white croppers on millions of the South's best acres have actually "greased the slide" for quick soil exhaustion.

We have reached a turning point. The order of the day is "land building" instead of "land skinning." We have begun to put back the vegetable matter that we have either burned up or let wash away. We are beginning to see the senselessness of buying that most costly fertilizing element, nitrogen, when we have both winter and summer grazing and hay crops that capture it from the air and store it in the soil for use of future crops of cotton, corn, oats, etc.

Five years ago few people took much stock in planting Crimson Clover, Vetch, Burr Clover, etc., but those few have opened the eyes of the South. Last fall thousands of farmers planted these new crops and have become full and enthusiastic converts to the new religion of soil building in the South. Since the general use of the nitrogen gathering bacteria on the seed before planting (see page 17) success has been assured in almost every instance, and once a man begins the use of Crimson Clover, Vetch, Burr Clover, etc., he is a new farmer and he has a new farm on those old acres, a new farm that opens his eyes to the possibility of yields of the staple crops that he never even dreamed of before. Now this may seem exaggerated talk, but these crops make good and convince a man often against his will.

We have not urged these crops on our customers in the past in any considerable degree, for we wanted it demonstrated beyond a shadow of a doubt that they would "make good." They have "made good" in the fullest and best manner, and we urge you to plant them this year and every year.

Crimson Clover is the most largely planted of these crops. It is a distinct and most valuable annual clover for sowing in late summer and fall in all parts of the South.

One enthusiastic grower wrote: "Crimson Clover is a vegetable gold mine." It will yield under fair conditions 8 to 10 tons of green feed per acre, 1½ to 2 tons of hay, and is considered worth fully \$20.00 to \$25.00 per acre as a fertilizer crop. Succeeds on almost all classes and qualities of soil except the very poorest, but is especially valuable on light sandy or loamy soils. Sowed at the last working of staple crops like cotton or corn and is now largely used in seeding down orchards. Can be sown from July to November in the Central and Lower South. Crop can be grazed during the winter and if stock are taken off in March a full crop will be made. Sow seed broadcast at rate of 20 to 25 pounds per acre and harrow in lightly. Experienced farmers who know Crimson Clover claim that the growing of it on land will increase the yield of a crop of corn following at least one-third and other crops proportionately. If you have never had Crimson Clover on your land you will find that inoculation of these seed will practically insure success. (See Nitro-Germ, Nitragin and Farm-o-Germ, page 17.) Like all other grasses and clovers the market price of Crimson Clover changes often. Write



CRIMSON CLOVER—"A Vegetable Gold Mine"

when ready to buy, asking for market price. Present price, pound, postpaid, 30 cents; 3 pounds, 80 cents. In quantity about 12 cents per pound, not prepaid. Write for prices.

ANOTHER WAR NOTE

Like Vetch, the Crimson Clover is a product of the war territory. Up to the present, however, we have been able to get Crimson Clover out of France and a fair supply is available. Prices are a little higher than usual, due to a combination of causes resulting from the war, and these prices will continue to rule high so long as the European war lasts. This war also affects prices on items like Alfalfa, Red and White Clover, Rape and some others largely imported from Europe. The best way to secure lowest prices is to write for quotations when ready to buy.

Red Clover A perennial clover lasting for several years on proper soil. The use of Red Clover for permanent pasture is not advised in the Lower South, but it seems to be admirably adapted to the hill parts of the South, especially the valley lands of North Georgia, Alabama and Mississippi, as well as states farther north. Makes two or more cuttings of hay each season and is fine for pasture and planting in orchards. Sow seed in either fall or spring at the rate of 12 to 15 pounds per acre for best grade seed. We guarantee 98% purity or above in our Red Clover seed. Weighs 60 pounds per bushel. Write for prices when ready to buy in quantity. Pound, postpaid, 40 cents. In quantity, not prepaid, present price about 23 cents per pound.

White Clover A perennial clover. A fine grazing plant for cattle and sheep and can be sown any time from September to March on moist ground. If sown by itself use about 8 pounds per acre, but use much less seed in combination with other grasses and clovers. Pound, postpaid, 50 cents. In quantity, not prepaid, about 40 cents per pound.

Alsike Clover Also known as Swedish Clover. The best clover for wet lands and not suited for dry soils. Pound, 40 cents. In quantity not prepaid, present price 25c per pound.

Melilotus or Bokhara Clover

Also known under the name of White Blooming Sweet Clover. A coarse clover resembling alfalfa in appearance, but not very well liked by stock. As a land builder it has few equals. Experiments with it on the Hastings Farm are leading us to seed down poorer land with it for soil building. Pound, postpaid, 40 cents. In quantity, not prepaid, about 25 cents per pound.

The Story Told By Pictures

The seed buyer often wonders at price differences between seedsmen and dealers and it is often times hard to explain to him satisfactorily. These two pictures tell the tale. One a sample of pure or nearly pure high-grade clover seed magnified, the other a sample of the low-priced, impure seed. A glance at the clover market reports at this time shows a difference of 11 cents per pound between poorest and best grade clover seed. Which is the kind you want to sow on your land for success?



No. 1—Sample of Pure Clover Seed



No. 2—Sample of Cheap Clover Seed

GROWING GRASS BETTER THAN KILLING GRASS

Georgia bought during one year over twenty million dollars' worth of hay from outside the state, mostly from states farther north. Hay is nothing but dried or cured grass cut at the time it is in its prime. It is one of the great staple crops of this country, our recollection being that in value it is exceeded only by the great staples of corn, wheat and cotton. Georgia is a hay buyer. So is every other one of the distinctively cotton states. In the face of the fact, this drain of millions upon millions of dollars of our money, there are millions of acres in the South suitable for grass crops that are "laying out" in briars, pine saplings and brush. We have got so used to looking on grass as an enemy in our cotton and corn fields that we have formed the habit of looking on it as a pest instead of a valuable crop. Grass in a crop needing clean cultivation needs to be killed. Every place else it ought to be encouraged and grown as a crop. It's more profitable than corn or cotton per acre.

You need grass for pasture and hay for your stock, the merchant and dealer at your nearest town needs the hay and would be glad to buy it from you instead of sending his money to Atlanta, Birmingham or other southern city hay and grain dealers. The only reason you don't get your share of these millions of hay dollars is that you haven't got the hay. If you will just get these lands of yours that are "laying out" into grass either for pasture or hay crop you have taken another step forward toward a better agricultural and financial condition for yourself.

The South lacks cattle and it lacks grass. With grass land on your place you can grow all the cattle you have grass land for. Grass and live stock are an endless chain, and as one farmer said: "We need more grass to feed more cattle to make more manure to grow more grass to feed more cattle."

One point more on this grass question. While not a leguminous crop grass is a soil builder. Any land that has been in grass a few years makes marvelous crops of corn and cotton when put into cultivation again. Grass land don't wash away. A stand of grass holds land. If your lands are in grass that heavy shower or "gully washer" or "trash mover" storm is not going to carry your soil on down to the bottoms or on to your neighbors. Plant grass. Look on it as a friend and not an enemy. Grass has a proper place on every farm and in its proper place it's the greatest friend and profit-maker the farmer has.

Orchard Grass (No. 542) The most widely grown grass in the world and no other grass so easily adapts itself to widely different soils and climates. One of the most reliable grasses for both pasture and hay. Not advised for sandy lands, but good on all clay lands that are not too wet. Any clay

or loam that will make a fair crop of oats will grow Orchard grass successfully. Starts growth very early in spring and stays green well into winter. A quick grower and relished by all kinds of stock, especially when young. As a hay crop it is easily cured. Grows well in open ground or in forest pastures that have been cleared of underbrush. With proper care it is long lived. Sow seed at rate of three bushels per acre, October and November being the best fall months. **Pound, postpaid, 40 cents.** When ready to buy write for quantity prices. **Present price, highest grade seed, bushel (14 lbs.), about \$3.00.**

Kentucky Blue Grass

(No. 533) Too well known to really need description. An excellent lawn and pasture grass for limestone land or stiff clay lands that are not too dry. It's a waste of time and money to attempt to grow it on thin or sandy soils in the Lower South. Our "Elmwood Fancy" is the best grade of Kentucky Blue Grass known, coming to us direct from the Kentucky farms. It's pure, clean, free from chaff and of high vitality. We make a specialty of Blue Grass for the extensive lawn work here in Atlanta, where everything depends on pure vital seed, free from weeds. Sow three bushels per acre. Can be sown from September to April, but October and November sowing usually give best results. Write for market price when ready to buy in quantity. **Present price, pound, postpaid, 35 cents; bushel (14 pounds), not prepaid, about \$2.25.**

Tall Meadow Oat Grass (No. 541)

One of the most valuable hay and pasture grasses in cultivation, and it is especially desirable for and adapted to the South. It withstands the heat and drought of midsummer and the cold winter, starts very early in the spring, and continues to give good grazing until late in the fall. For hay, it can be cut twice in a season, and will yield nearly double as much as timothy. Its nutritive qualities are first-class, containing, by analysis, more flesh and muscle forming materials than timothy, but it is not quite so fattening as that grass. It ripens at the same time as orchard grass and gives good results sown with it and red clover. For hay should be cut as soon as it blooms. Tall Meadow Grass is best adapted for good, loamy uplands, but gives excellent results on nearly all soils, and even on light, medium or sandy soils. Farmers who have been sowing this grass for years are especially well pleased with the returns from it, and are sowing constantly increasing acreages each year.

When sown by itself sow at rate of 3 bushels per acre, either in the fall or spring. Sown with orchard grass and red clover, the quantities usually sown are 1 bushel (11 pounds) tall oat, 1 bushel (14 pounds) orchard grass, and 6 pounds red clover. The addition of 4 pounds fancy clean Redtop or Herd's grass seed to the acre to this mixture increase the aftermath and the yield of grazing. This combination is excellent, and one that has given very satisfactory results. It grows from 2 to 4 feet high, according to soil; it roots deeply, and is thus least affected by drought. It can usually be cut twice a year for hay and after being cut should be cured before being wet by dew or rain. It should be sown in the fall, from September on, according to latitude. Can also be sown during March and April. Write for quantity prices when ready to buy. **Present prices, pound, postpaid, 40 cents; bushel (11 pounds), not prepaid, about \$2.50.**

Meadow Fescue (No. 538) A splendid hay and pasture grass for all the Central South, particularly valuable for late fall and winter pasture. Sow at rate of 2 bushels per acre August to October and February to April. **Pound, postpaid, 35 cents. Bushel (14 pounds), about \$2.50.** Ask for quantity prices.

Timothy (No. 546) One of the strictly hay grasses. Valuable for North Georgia, Alabama, Mississippi and the hill and mountain sections of the Carolinas. Sow seed at rate of 12 to 15 pounds per acre. **99% Purity or above. Pound, postpaid, 25c. Bushel (45 pounds), about \$4.25.** Write for market price.



Orchard Grass



Tall Meadow Oat Grass

HASTINGS' PERMANENT PASTURE MIXTURE

(No. 551) Years ago a gentleman came to Mr. Hastings with a request to make him up a mixture of grasses that would be permanent, something he would not have to plant over again every two or three years, something that would give all the year round grazing. The result of that request was a well proportioned mixture of nine different grasses and two clovers. It was planted on rather rolling red clay land. A year ago that pasture was in better shape, had a stronger growth of grass than it had when it was two years old. It has furnished continuous pasturage in wet weather and dry, in hot weather and cold. It has in addition to the pasturage furnished one heavy cutting of hay each year. At the end of ten years it showed no signs of failing, in fact, it was in better condition than it ever had been.

The above is a record of our Permanent Pasture Mixture. The land it was sown on was barely medium in quality. It would not have made over a half bale of cotton per acre. Yet that ten-acre pasture furnished pasturage for numerous cows and horses the year round for ten years. Wasn't it worth while taking the trouble to break up the land thoroughly, then harrow it down fine, put on 400 pounds of standard grade of guano, and then spend \$6.00 per acre for a heavy seeding? Not a stroke of work or a pound of fertilizer has been put on that ten-acre pasture since, and it's yielding its grass crop better now than ever before, and no sign of any let up.

We have detailed this to show you that a thorough preparation and seeding is well worth while, and there should be just such a permanent pasture to furnish all year round grazing on every Southern farm.

There is no Bermuda or Johnson Grass in this mixture. It contains nine different grasses blended just right together with red and white clover. It's a mixture that will make a pasture quickly and stay by you through many years.

Sow 35 pounds of Permanent Mixture per acre in October or November. Price, 35 pounds, \$5.50, f. o. b. Atlanta. All grasses and clover seed used in this mixture of the highest grade.

Sunny Italy Lawn Grass (No. 552) In the Lower South along the Gulf Coast and Florida there is only one really permanent grass for lawns and that is the much praised as well as the much "cussed out" Bermuda Grass. While Bermuda is a splendid summer lawn grass it is sere and brown in winter. As soon as Jack Frost gets in his work, good-by to its greenness and freshness until late spring.

There is a remedy for this winter deadness trouble and its name is our Sunny Italy Lawn Grass, a winter growing mixture of grasses which if sown broadcast on Bermuda grass lawns in October and November will quickly spring up and make an all winter lawn. It simply fills in the all-winter gap when Bermuda is so dead looking, yet it does not interfere in the least, for as soon as conditions are right for growth of Bermuda this grass mixture soon disappears. On Bermuda lawns it insures an all-winter greenness that you can secure in no other way.

Further, if you have no Bermuda lawn, but only a bare spot that you want to cover in winter, "Sunny Italy" Lawn Grass will answer your purpose just as well, if not better, than higher priced lawn grass seed. All you have to do is to get your ground well broken, good and smooth, then sow "Sunny Italy" Lawn Grass and Nature will do the rest so far as winter and early spring is concerned.

Don't misunderstand us on this. "Sunny Italy" is not a permanent grass mixture, but a mixture of quick growing grasses for winter show only, either for planting on Bermuda lawns or by itself to grow and stay green during winter and early spring only. This should be sown on Bermuda lawns at the rate of 70 pounds of seed per acre (42,000 square feet) and scratched in lightly with rake. On bare ground at least 100 pounds per acre should be sown, October and November being preferable. Pound, postpaid, 35 cents; 3 pounds, \$1.00. Bushel (14 pounds), not prepaid, \$2.50.

Finest Lawn in South Georgia All Winter "Last fall I ordered of you some of your "Sunny Italy" Lawn Grass Seed and had the most beautiful lawn in South Georgia all winter."

MRS. J. R. SIMPSON, Fort Gaines, Ga.

Italian Rye Grass (No. 536) An annual grass, very valuable for fall planting only. In the South it comes quickly, completes its growth during spring and early summer. So rapid is its growth that several cuttings of hay can be made in one season.

It is also very valuable for use in Bermuda and other lawns during winter. After frost has killed the top of the Bermuda, burn it off, sow Italian Rye Grass on it liberally and scratch it in lightly with a rake. It will spring up quickly and make a green lawn during the winter, while the Bermuda is dormant. Sow at rate of three bushels per acre. Price, 30 cents per pound, postpaid. Bushel (14 pounds), not prepaid, about \$1.75.

English or Perennial Rye Grass Perennial Rye or English Rye Grass is very similar to Italian Rye, grows off a little slower, but has the advantage of lasting for years. Makes very heavy leafy growth, very fine for either pasture or hay. Sow two to three bushels per acre, September to December. Price, pound, postpaid, 30 cents. Bushel (14 lbs), not prepaid, about \$1.75.

Hastings' Evergreen Lawn Grass Mixture (No. 550) For the Central South this will make a permanent lawn that will be satisfactory. For Florida and the light sandy lands of the Gulf Coast section it will not last, neither will any other grass mixture. In that section it will last for one season, but will largely die out the first summer. On the clay and loamy lands farther up this is an unexcelled lawn mixture. After thorough preparation, sow about three bushels of seed per acre in October or November. We have a booklet on preparation of lawns which we shall be glad to mail you on request. Pound, postpaid, 35c; 3 lbs., postpaid, \$1.00. Bushel (14 lbs.), not prepaid, \$3.00.

Red Top or Herd's Grass (No. 545) Hay and pasture grass. Succeeds on most kinds of soil, but does best on heavy or low, moist, stiff soils. Extra fancy clean seed of best grade. Pound, postpaid, 45 cents. Write for market price on quantities.

Genuine Rescue Grass (No. 544) This, the genuine Rescue, is a most valuable annual winter and spring grass for the Lower South, making splendid growth even below Tampa, Florida. The reader must not confuse this with the so-called Rescue or Arctic grass so freely sold by North Georgia parties. Arctic grass is cheat or chess, one of the worst pests of the small grain fields.

Sowed in August or September the genuine Rescue Grass will frequently furnish a cutting of hay by February in the Lower South, and another in April. If used for grazing (and it makes fine winter pasture), stock should be taken off by April 1st, to allow it to reseed itself for another season's growth.

Rescue Grass is well adapted to all the South as far West as Texas. It is not in any sense a pest, and can be killed out any time by close grazing, so that it does not make seed. Sow seed in late summer or fall, at rate of about 30 pounds per acre. Price, pound, postpaid, 35 cents; 3 pounds, \$1.00. In quantity, not prepaid, 20 cents per pound.



Italian Rye Grass



Genuine Rescue Grass, or Bromus Uniloides

RHODES OR EAST COAST GRASS

12 TONS OF DRY HAY PER ACRE PER YEAR, ST. LUCIE CO., FLA. (No. 543)



Field of Rhodes Grass Before Cutting (Fellsmere, Florida)

It's not often that a really new and valuable grass appears, but the Rhodes Grass, or "East Coast Grass," as it is more commonly known in Florida, is certainly a find, for we know of no grass so valuable for Florida and the Gulf Coast section.

Rhodes Grass has been grown on both the East and West Coasts of Florida for the last four or five years with most marked success.

Our Mr. Hastings visited the Fellsmere Farms at Fellsmere, St. Lucie County, Florida, in January, 1913, and was greatly impressed with the rank growth of this grass and its fully apparent value as a hay grass, something that Florida and the Gulf Coast section has long sought.

We were assured by Mr. Tillman, who has charge of the experimental work of the Fellsmere Farms, that the Rhodes Grass produced, in their experiment grounds, twelve tons of dry hay per acre the previous year. Believe us, that is some hay crop per acre for sandy land.

It is not coarse and makes hay equal to if not superior to the best Northern timothy hay.

The illustrations shown on this page are from photographs taken on the Fellsmere Farms in the spring and show only one of the nine or ten cuttings of hay per year that this magnificent hay grass produces.

The source of seed supply of this Rhodes Grass has been more or less of a secret for several years, but we have succeeded in obtaining an ample supply of it and can furnish it in any reasonable quantities this summer and fall. Rhodes Grass has been tested thoroughly in South Texas this past year and the growers pronounce it superior to alfalfa as a hay crop.

For Florida and the Gulf Coast sections all around to the lower Rio Grande valley, above Brownsville, Texas, we believe that Rhodes Grass will prove the most valuable grass ever introduced.

RHODES GRASS CAN COMPETE WITH THE TIMOTHY OF THE NORTH

One of the great and important problems of Florida and the Gulf Coast sections is to secure an ample supply of fine hay, something entirely satisfactory for use on the farm and at the same time be marketable in the towns and cities in competition with that standard market hay, the timothy hay of the North.

In a recent letter to us from P. H. Rolfs, Director of the Florida Experiment Station, Prof. Rolfs says: "In Florida, the best land for the Rhodes Grass has been our hammock land, especially that which has a clay subsoil. * * * As to proper preparation of the soil, it is about the same as that which occurs with seeding other small seeds such as timothy, red top, orchard grass, etc.

"The time of the year for planting will depend greatly upon the year itself. Where a good moist spring occurs it is well to sow in the early part of the year. Toward the South, where there is no danger of cold weather, the sowing may be made in the fall, providing the soil is in good condition to make a moist seed bed.

"Apparently no grass has been introduced in recent years which has better promise of becoming the competitor of the timothy of the North."

The above words from Prof. Rolfs mean much. We have known him personally for years and he is a most careful man, one who always underestimates rather than exaggerates.

A Splendid Florida Report

Mr. E. W. Amsden of Ormond, Fla., is an "old settler." He says, writing under date of September 20, 1914: "I bought from you in February 5 pounds of Rhodes Grass seed. Owing to extreme dry weather it did not come up until after the middle of April. I commenced cutting May 10th and kept it up every 3 weeks until September 1st, when I mowed a ton of good hay from the half acre. This was planted on land within 80 yards of the ocean beach, land that I never supposed would grow white beans. I have owned this land 30 years and never considered it worth clearing up."

E. E. Evans, Mercedes, Texas, writing us in August, 1914, says: "I will want for October sowing about 125 pounds Rhodes Grass. It has proved the most satisfactory hay maker ever introduced in the Lower Rio Grande Valley. It has not failed to produce one ton per acre per month. I will sow it in my alfalfa field so that it will soon consist of Rhodes Grass only."

Mr. J. J. Thorber, Botanist of the Agricultural Experiment Station of Arizona, says: "I have had Rhodes Grass under observation for several years. It succeeds beautifully in our heavy clay loam soils and even in sandy or gravelly soils. Its growth is marvelous under our conditions."

We do not recommend Rhodes Grass for fall sowing in the Central South but for Florida and Gulf Coast sections it is safe. Sow 8 to 10 pounds per acre.

Special Rhodes Grass Circular If interested, ask for our special circular on Rhodes Grass, which goes into this subject more fully than is possible in this catalogue.

Prices Quarter pound package, postpaid, 25 cents; pound, 75 cents. By express or freight, not prepaid, 10-pound lots or over, 50 cents per pound.

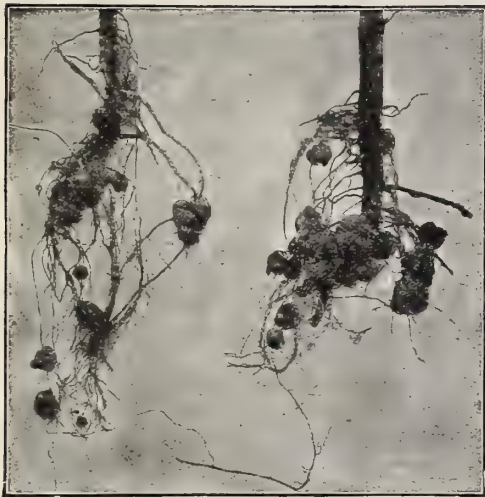
"The Ruralist Is Like Bread" Mr. S. L. Rush of Opine, Alabama, writing to us said: "The Ruralist is like bread, can't get along without it."



Hauling in Rhodes Grass Hay (Fellsmere, Florida)

INOCULATE THE SEED

And Help Your Crops Grow the Highest Priced Plant Food



These Nodules Gave 200% Increase in Yield

where it has failed to give satisfaction when properly used. In these preparations of bacteria under the various names the bacteria can be kept in perfect condition and vigor and sent to you by mail for use on your crops.

That may be a new way of putting it, but it's pretty close to facts. The most costly element of commercial fertilizers is nitrogen and is usually estimated as being worth about 17 cents per pound. Practically all of our soils are short of nitrogen.

All the clovers, cowpeas, vetch, peas, beans, alfalfa, and some other leguminous plants, have the power to draw plenty of nitrogen from the air—if there are present what are called the nitrogen-gathering bacteria in the soil to attach themselves to the roots. These bacteria on the roots of this class of plants are necessary to enable the plant to do full work in nitrogen gathering. If they are not present the crop will be more or less a failure. Plenty of bacteria on the roots means rank growing crops, their absence means sickly looking plants. Where successful crops of any of these plants mentioned have been grown before, there are bacteria in the soil for them, but on new ground or where these crops have not been grown, the bacteria must be supplied before success can come.

These bacteria are now obtainable in commercial form and are very easily handled effectively by any one following the simple directions found on the bottles or packages. All you have to do is to add a small quantity of water, then moisten the seed and your soil then becomes thoroughly inoculated at seed sowing time. It's the easiest, quickest, cheapest way to improve soil.

This inoculation is not for direct use on crops like corn, cotton, oats, sorghum, millet, etc. When used on all kinds of clovers, cowpeas, soja beans, these crops accumulate a great store of nitrogen on the roots. These decay after a leguminous crop is cut off and the nitrogen is available in the soil for succeeding crops of cotton, corn or grain, etc. In effect, it helps make your soil richer for succeeding crops, as well as making far better clover, alfalfa, vetches, cowpeas, soja beans or peanuts.

Personally we have been watching very closely this matter of inoculation of the various leguminous crops ever since the attempt was made to put the bacteria in some form for safe distribution over twenty years ago in Germany. Various methods were tried in this country, both by the United States Department of Agriculture and various firms and chemists. None of these methods proved satisfactory, and it was only by recent discoveries that a safe and sure way of distributing these nitrogen-gathering bacteria was made possible. We have been furnishing these bacteria to our customers for the past seven years, and there has not been a case reported to us

Makes Better Crops, Saves Fertilizer Cost

Making better crops at less cost for fertilizer ought to be the aim and object of every farmer and gardener. Inoculation will help do both. Remember, however, that these bacteria only act directly on what are known as leguminous crops; this includes all kinds of clover, beans, peas, alfalfa, vetches and peanuts. On these the bacteria can be applied with direct benefit—that is, it will make a great deal larger crops per acre than you would otherwise get.

Our illustration above shows how these bacteria act on the roots of leguminous plants such as we just mentioned. The knobs or "nodules," as they are termed, are little storehouses of nitrogen, that most costly element of plant food that these bacteria have gathered from the air. Some of this goes to feed the plant while growing, but the larger part remains stored in the roots. After the clover, peas, etc., have been harvested these roots decay, leaving in the soil a store of nitrogen for succeeding crops. A good crop of any leguminous plant growing in soil deficient in nitrogen will, if the seed be inoculated, add to that soil available nitrogen equal to that found in 700 to 1,000 pounds of nitrate of soda, worth anywhere from \$25.00 to \$30.00. What's more is that the nitrates added by a leguminous crop stay in the soil much better than when applied in the form of nitrate of soda.

The use of these bacteria on any leguminous crop means 50% to 100% more of that particular crop per acre, and it means a store of the highest priced element of plant food in your soil for succeeding crops. Isn't that worth while to you? It certainly is to us and these inoculating materials are used extensively on the **Hastings Farm** every year.

SPECIAL BOOKLETS FREE If you want to know more about the inoculation of seed of leguminous plants send for free booklet telling all about it.

FARM-O-GERM This was the first successful preparation of nitrogen-gathering bacteria ever put out and we have sold it to our customers for several years with entire satisfaction. Farm-O-Germ is prepared by the Earp-Thomas Co. of New Jersey, who are exclusive in their preparation of these bacteria. The Earp-Thomas Co. operate under a number of patents, including a special bottle, that through an air tube keeps the bacteria more active and longer-lived. While a little higher in price than other preparations, the entirely satisfactory results covering a period of many years certainly justifies full credit being given to their claims for superiority. Their reputation for thoroughly reliable inoculating material is a firmly established one.

We have Farm-O-Germ for Alfalfa, Red Clover, White Clover, Crimson Clover, Alsike, Garden Peas, Garden Beans, Cowpeas, Velvet Beans, Soja Beans, Vetches and Peanuts. When ordering be sure and specify what kind of a crop you want to use it on, for each crop requires a different bacteria.

PRICE, per one-acre bottle, \$2.00; 5-acre bottle, \$6.00; 50-acre bottle, \$55.00; 100-acre bottle, \$100.00, delivered. Garden size for peas or beans, 50 cents, postpaid.

NITRAGIN Another commercial form of the nitrogen-gathering bacteria that is guaranteed as to strength and purity by the Armour Fertilizer Works of Chicago. "Nitragin" comes in a distinct form in cans for which the claim is made of superior keeping qualities. Used on more than one million acres last year. Seed can be ready for planting within 10 minutes of opening up the can.

Nitragin for Alfalfa, Red Clover, Crimson Clover, White Clover, Alsike, Vetch, Cowpeas, Soja Beans and Garden Peas and Beans. In ordering specify crop you want it for.

PRICE, garden size, \$1.00; 1-acre size, \$2.00; 5-acre size, \$9.00.

NITRO-GERM This is a preparation of the nitrogen-gathering bacteria put out by the H. K. Mulford Company of Philadelphia, a concern with a world-wide reputation for good preparations. This nitrogen preparation is sent out in sealed bottles which are not ventilated or the bacteria given air. Personally we do not like to pass an opinion as to the relative merits of any of these three forms of nitrogen-gathering bacteria beyond saying that in the past they have all been sold with apparent satisfaction to buyers and users.

We have Nitro-Germ for the inoculation of Alfalfa, Red Clover, White Clover, Crimson Clover, Alsike, Garden Peas, Garden Beans, Cowpeas, Velvet Beans, Soja Beans, Vetches and Peanuts. When ordering be sure and specify what kind of a crop you want to use it on for each crop requires a different bacteria.

PRICE, per one-acre bottle, \$1.50; 5-acre bottle, \$5.00; Garden or ¼-acre size for any of the above named crops, 50 cents, postpaid.

THE SOUTHERN RURALIST

Atlanta, Georgia, is one of the great printing and publishing centers of this country. Out of the nearly one hundred publications sent out from Atlanta, there is one, the **Southern Ruralist**, that stands head and shoulders above all agricultural publications of the country in value to the Southern farmer.

We will remember the first issue of the **Ruralist** ever printed. It started out with 4 pages and about 500 circulation once a month. Now each issue contains from 24 to 56 pages, going twice a month to over 265,000 subscribers in all the Southern States.

Believe us, the **Ruralist** has grown beyond all expectations of its publishers. Why? Because it satisfies its readers. Because it's above all things a practical Southern farm paper, edited and printed strictly for Southern farmers. Because it brings to its readers in every issue something new and of value that they can use in helping in the solving of the farm problems that are constantly coming up for you and for us to solve.

We positively know that the **Ruralist** is the right kind of a paper for every one interested in farming and gardening to read. Thousands of our customers have either told us or written to us of its real practical value to them and have thanked us for bringing it to their attention.

We read it regularly ourselves. We get many good ideas from it that help us in the farm work on the Hastings Farm.

Below you will find our special "Half Price" and "Money Back" offer. We have carried this offer for six years and in that time have received and turned over to the Southern Ruralist Company over one hundred and fifty thousand subscriptions. In only one single case have we ever had a customer ask us to have the paper stopped and his money returned under the terms of this offer. We believe that is fair evidence that every one of these one hundred and fifty thousand people have found the **Southern Ruralist** worth while reading and of value.

Why Not Read a Good Farm Paper

Yes, why not? Is there any real good, solid common sense reason why you should not have the **Southern Ruralist** as a visitor in your home 24 times a year at a cost of 25 cents, the price of two or three pounds of cotton, a peck or so of corn, or a couple of feeds of oats? That's just about the cost of having it for a year under our special offer below, with the chance to have your money back if you are not fully satisfied.

Now, we know that there is a prejudice in the minds of many farmers against farm papers or books on farm subjects. Is there any real ground for this prejudice against a thoroughly practical Southern farm paper like the **Ruralist**? Surely not. It is true that there has been a whole lot of rot and nonsense printed in some of the Northern farm papers that have been largely circulated in the South. It is also true that there has been a great deal of imprac-

tical stuff printed in some Southern farm papers and in the farm departments of the weekly, semi- and tri-weekly issues of the city dailies published in almost every state. All the more reason then that you should read regularly a paper that is a thoroughly practical farm paper for the South.

There are a lot of farmers that won't believe that anything true about farming can appear in a paper or a book. You may have some of that kind in your neighborhood. If they see in the county weekly paper that Bill Jones killed John Smith over in the next county last Tuesday, they believe it. If they see in an agricultural paper that Henry Williams of Sumter County, Georgia, increased his yield of cotton nearly a half bale per acre by plowing his land three inches deeper with a two-horse plow instead of a "Boy Dixie," they won't believe it. Why? Just because it was printed in a farm paper. Is that a common sense way?

You Don't Know All About Farming

Neither do we. We find and you find something new coming up every year on our farms. So do other folks. This is "farm news." It gets into the right kind of farm papers like the **Ruralist**. Plant diseases appear, insect pests are showing up right along, soils after being cropped too long require different treatment. Do you know how to handle all these things to best advantage when they appear? The chances are 99 times out of 100 that these subjects have been handled and handled rightly by somebody else, and how to do it has been printed in the **Ruralist** long before the trouble ever shows up on your farm or ours.

We have no patience with the farmer who will sneer at or condemn good farm information that comes in the printed page of paper or book and at the same time take the same thing all in as gospel truth when some brother farmer who has gotten it from the paper repeats it at a Farmers' Union meeting, at a fish fry or picnic or outside the church at "preaching."

We haven't got any better sense than to want to get all the in-

formation about farming we can and we don't care two straws how it comes to us, whether through the printed page of a farm paper or a book, or whether by word of mouth from a neighbor, or by letter from one of our seed buying customers.

First, last and all the time we need all the farm information we can get and so do you. This summer and fall catalogue goes to about 275,000 Southern farmers and gardeners. Of these about 150,000 subscribe for and read the **Ruralist** regularly. What of the other 125,000? Are you one of these? If so, why not send in your subscription now and try it on? Remember, you have the Hastings guarantee to return your money if you are not fully satisfied. It's a fair offer. The H. G. Hastings Co. does not publish the **Ruralist**, but we have a very great interest in having it in the hands of every farmer in the South, for no man in the South can read the **Ruralist** for one year, and follow its teaching, without being a better and more prosperous farmer in every respect. The men who make the **Southern Ruralist** are shown on the opposite page.


"Half-Price" and "Money-Back" Offer

The regular subscription price of the SOUTHERN RURALIST is 50 cents per year. Through a special agency arrangement we are able to offer it to you for half price, 25 cents per year. We want every Hastings' seed buyer to have the SOUTHERN RURALIST for the next year simply because we know it will be worth many dollars to you in your farm work. Let no one say that he "can't afford" it. At our special half price offer the whole cost for one year is less than the value of 3 pounds of cotton, or about the value of a peck of corn. We are so sure that you will be satisfied with the RURALIST that we hereby agree that if you will send us 25 cents along with your seed order for the paper for one year we will send you your money back at the end of 3 months and have your paper stopped if you write us that you are not satisfied that you are getting full value for your money and more.


In this offer we guarantee full satisfaction and money back if you don't think it worth it. You need the RURALIST. Every issue of the 24 during the year you will find helpful. Through us you can buy it for 25 cents, exactly half price, with an absolute, positive guarantee of your money back if you are not fully satisfied at the end of 3 months. You can't get anywhere in this world a fairer, squarer offer than that. Just enclose 25 cents extra with your seed order for the RURALIST for one year. We will start it coming promptly.

That Best of All Farm Papers

AND THE PRACTICAL FARM MEN OF THE SOUTH WHO MAKE IT



Dr. H. E. Stockbridge, Agricultural Editor of the Ruralist



F. J. Merriam, President Southern Ruralist Company

H. E. Stockbridge We don't hesitate a minute to say that in our opinion Dr. H. E. Stockbridge is the best agricultural editor on any farm paper in this country. First and above all things, he is a thoroughly practical farmer, and one of very wide experience. Second, he is thoroughly equipped from a scientific standpoint. He is the owner of a large plantation in Sumter County, Georgia. He has been director of both the North Dakota and Florida Experiment Stations, and when the Japanese government wanted to organize a national department of agriculture many years ago, Dr. Stockbridge was the man chosen and spent four years in that country. He is a man of both national and international reputation.

With all his scientific and practical knowledge he has a way of putting the great scientific facts and truths relating to farming in such plain, simple, understandable words that even the most uneducated man is never at a loss to know exactly what he means.

All agricultural matter for the **Southern Ruralist** goes under Dr. Stockbridge's eye and you can rest assured that unless the information is practical and workable it doesn't get into print through the **Ruralist**.

THE SOUTHERN FARMERS' MONTHLY EXPERIENCE MEETINGS

In addition to the lines carried directly by Mr. Merriam and Dr. Stockbridge, there are many special departments cared for by men specially fitted to handle these particular subjects. Among these is the Dairy and Live Stock Department, edited by C. L. Willoughby, professor of this subject in the University of Florida; the Veterinary Department, edited by Dr. Cary, veterinarian of the Alabama Experiment Station, Dr. Cary answering all questions asked by subscribers as to disease and injuries of all kinds of live stock; the Horticultural and Fruit Growing Department, in charge of Prof. T. H. McHatton, of the Georgia State College of Agriculture, and the Poultry Department is ably looked after by Mr. F. J. Marshall, a poultryman of national reputation.

With all due respect to Mr. Merriam and Dr. Stockbridge, and the able gentlemen we have just mentioned, we get just as much, if not more, out of the special "What Farmers Are Doing" issues that come the middle of each month.

These middle-of-the-month issues of the **Ruralist** are regular Southern farmers' experience meetings. The articles are written

F. J. Merriam He is another practical man who has done an almost lifetime's work in the few years that he has been at the head of the Southern Ruralist Company. Under his management the **Ruralist** has grown from a little 8-page monthly paper of a few thousand circulation to the present 24 to 56 page, twice a month, leading agricultural paper of the South, going into over 265,000 Southern farm homes regularly.

Mr. Merriam is a thoroughly practical Southern farmer. He knows exactly what it is to be in close touch with the soil and dependent on the right handling of the farm for his living. First, in Florida, and later here in Georgia, he has made his living and all his living from the soil.

Like Dr. Stockbridge, Mr. Merriam knows farm prosperity and farm troubles. On the farms near Atlanta he has had to "buck up" against exactly the same things in farm methods and farm management, bad weather and good weather conditions, etc., just as you have. He is practical because he has had and is getting farm experience right along. Mr. Merriam and Dr. Stockbridge know by actual experience and they pass this experience along to **Ruralist** readers through the **Ruralist** twice each month.

strictly by farmers themselves. They give the actual farm experiences of men right on the ground, day in and day out, of the "one-horse" farmer, the two or more horse farmer as well as the plantation owner. They all have their chance and tell it in their own language. The **Ruralist** is open to them all. They don't tell what they are going to do but what they have done and how they did it. You can't say that the experiences of these hundreds of farmers who write for the **Ruralist** every year is theory. It's the actual statement of things actually done on their farms. They tell it to you through the **Ruralist** just as your neighboring farmer friend would tell you about his farm work and which you are always mighty glad to hear from him.

It's just this kind of information on every farm subject in the course of a year that makes the **Ruralist** such a valuable paper to over two hundred and sixty-five thousand Southern farmers. If you are not already a reader, take advantage of our special offer of "Half Price" and "Money Back" on the opposite page. It's a perfectly fair, square offer and we take all the risk of your being dissatisfied with your trade.

Summer and Fall Gardening

Most of our people seem to feel that they have done their duty when they have made garden in the spring, apparently forgetting that many of the vegetables planted during the spring months are quick maturing, soon reach maturity and are used up and nothing is put in to take their place. Others think that a turnip patch fills the bill for summer and fall planting and let it go at that. As a matter of fact, in most parts of the South continuous gardening or rather a continuous supply from the garden is a possibility the year around.

Several years ago one of the Atlanta papers used to publish a monthly crop report from each county in the state and along about June or July almost every county would report "gardens failing." Now gardens "dry up" in June or July most frequently because people stop working them, let the ground get hard and crusted. They "fail" both from this cause and for the reason that the people don't plant something else to take the place of the vegetables already used up. As a matter of fact that garden ground ought to be kept busy the year round, and some of the most profitable gardening of the year can be done during the fall.

We of the South ought to be more regular growers and consumers of the garden products. We are not talking about the grower for

market, for he needs no talking to. Growing vegetables is his business. We need the home vegetable garden worked to the limit of its producing capacity during the year. We all need a plentiful supply of vegetables, not from tin cans bought from distant States, but from our own garden plots. It means money-saving and it means health-saving, and we all need to save both.

With the wide range of conditions of temperature and date of first killing frost it is difficult to lay down any hard and fast rule as to when and what to plant in the fall, and the schedule given below in the various states is to be considered only as a general guide.

We would emphasize here as to garden work what we stated as to farm work on previous pages, be sure and give thorough preparation before planting. It saves work later and practically insures success where with indifferent or careless preparation success would be doubtful.

Below we give an outline of garden work in the different states for the months August to December, so far as it can be given. It is really surprising how many vegetables can be grown even in the Central South from late summer and fall planting. Market gardeners plant something every month in the year even as far north as Atlanta, and this should be a guide to those who think that gardening is something to be done only in the spring months.

YOU CAN HAVE A GOOD GARDEN IN YOUR HOME STATE

Beans Bush varieties can be planted in the northern half of Georgia, Alabama, Mississippi, Louisiana and Texas, also in North and South Carolina up to August 15th; in the southern half of these States named up to September 1st. Pole snap varieties like McCasland and Old Homestead, also the pole and bush limas, can be planted in the southern half up to August 15th. In Florida plant all kinds during August; the bush varieties during September, and in South Florida beans can be planted with more or less safety during all the fall and winter months.

Beets The turnip-shaped varieties such as **Hastings' Improved Blood Turnip**, **Eclipse**, and **Lentz Extra Early** can be planted in August in northern half of Georgia, Alabama, Mississippi, Louisiana, Texas and the Carolinas during August and first half of September. In the southern half of these states beet planting can continue until about October 15th. In Florida, Southwest Texas and many of the more protected Gulf Coast sections the planting of beets may be continued during all of the fall and winter months. Beets are semi-hardy and will stand heavy frost without serious injury. In Florida beets should be planted October, November and December.

Cauliflower Planting of Cauliflower is not advised during the fall months except in Florida, Southwest Texas and well protected spots along the Gulf Coast. Seed had best be sown in late September or October for maturing in early spring months. Cauliflower will not stand heat, and to be successful must be matured not later than April 1st in those sections. The same is true of broccoli, which resembles cauliflower closely.

Cabbage In the Lower South, Florida, Southwest Texas and the Gulf Coast sections this is the most important fall sown vegetable crop. Early varieties such as the **Wakefields** can be planted in northern half of Georgia, Alabama, Louisiana, Mississippi, Texas and the Carolinas in August for maturing before cold weather comes. In the southern half of these States planting may be made in September and October of the flat varieties, **All-Head**, **Perfection**, **Surehead**, **Sure Crop**, **Centennial Late Flat Dutch**, **Florida Drumhead** for maturing during the late winter months. In Florida, the immediate Gulf Coast sections and Southwest Texas, the bulk of seed planting should be during the month of October for March and April maturity. Cabbage is a half hardy vegetable and will stand considerable cold without serious injury except when "in bud," that is, the beginning of the formation of the head. If frozen at that time it is apt to run to seed without forming heads.

Carrots Suitable for August plantings in the northern half of the South, for September planting in the southern half. For Florida, Southwest Texas and close to the Gulf, plantings may be made almost any time up to December. The carrot is a vegetable that should be more largely planted in the South in the fall as well as in the spring.

Celery We do not advise the planting of celery in the fall except in Florida, Southwest Texas and in sheltered spots along the Gulf. In that section August and September plantings are the most desirable for March and April maturity.

Cucumber While looked on as an almost strictly spring vegetable it can be planted in August and early September for quick maturity along the Gulf Coast and in Florida. Limited areas of this are found profitable in South Florida for shipments North during the winter months.

Eggplant Not advised for planting in the fall except in South Florida. July and August plantings will mature in that State in about 110 days and like cucumbers limited areas are found profitable for shipments from South Florida during the winter months.

Kale or Borecole The most delicately flavored of all the cabbage family yet entirely hardy in all parts of the South in any average winter. In the northern half

of the South September and October sowings are the best. In Florida and Gulf Coast sections plant up to January 1st. Kale should be in every garden in the South for winter and spring greens.

Lettuce One of the most widely grown and largely planted of the "salad" vegetables. Requires rich or well manured soil and plenty of moisture for quick growth. In northern Georgia, Alabama, Mississippi, Texas and the Carolinas sowing of lettuce can be made during August and up to September 15th. In the southern half these sowings can be continued up to October 1st. In Florida, Southwest Texas and protected Gulf Coast points plantings may be continued all through the fall and winter, although the best months are October and November. Where the garden has cold frames or protected beds lettuce can be planted and grown in them during all the fall and winter months in the northern districts.

Mustard Largely planted in family gardens in both fall and spring. In the more northern sections of the South, August, September and October sowings are best. In Florida and the Gulf Coast sections October sowings are the best, although in Florida continuous sowings can be made October to February.

Onions Plant sets of the hardy varieties (**Yellow Danvers** and **Silverskin**) in the northern half in September and October; in the southern half plant from September to December. In the southern half, also Florida and Southwest Texas, plant seed of the Bermudas during October. Sets of all the onions can be planted all through the fall in that section, but the Bermuda varieties from seed are preferable.

Garden or English Peas Extra earlies such as **John L.** and **Alaska** can be planted in northern half of Georgia, Alabama, Mississippi and Louisiana in August; in the southern half plantings of them can be made as late as September 15th. In Florida, South Texas and near the Gulf plantings can be made both of the extra earlies and second earlies, such as **Home Delight** and **Bliss' Everbearing** almost any time during the fall and winter months. Peas are fairly hardy except when in bloom.

Radishes In the northern half of Georgia, Alabama, Mississippi, Louisiana, Texas, and both the Carolinas, succession plantings of radishes may be made every ten days to two weeks from August 15th to October 15th. In the southern half of those States, also Florida, plantings may begin in September and continue at intervals all through the fall months. Good, or well fertilized, soil with sufficient moisture to insure quick growth is necessary to make crisp, tender radishes.

Squash We would not advise planting this in the northern half of this general district except between August 1st and 15th. In the southern half plantings can be made up to September 1st. In South Florida the bush squashes can be planted almost at pleasure any time during the fall months.

Spinach Most of our Southern people like "greens" during winter and spring, and for this purpose there is nothing better than spinach. The seed does not germinate freely in warm weather, so that planting should be deferred until weather cools down. It is perfectly hardy, standing any ordinary winter weather, making growth all through the winter and spring. For Florida and Gulf Coast sections November and December plantings are best.

Turnips This is the old standby in Southern fall gardens. In all the States except Florida, South Texas and immediate Gulf Coast sections the planting season opens with rutabagas in July and August, followed two or three weeks later by the bulb varieties of turnips such as **Purple Top Globe**, **Flat Dutch**, **White Egg**, **Purple Top Flat**, etc., followed in September and October by the "salad" varieties like **Seven Top** and **Southern Prize**.

SPECIAL SEEDS FOR SUMMER AND FALL

HASTINGS' RIGHT VARIETIES OF RIGHT QUALITY AT RIGHT PRICES

Every Time You Order Seeds or Write to Us Be Sure and Write Your Name, Post Office and State Plainly. Hundreds of Orders Are Delayed Every Year Because the Sender Forgets to Sign His Name or Give His Post Office Address.

for some time we are now able to say that there is no material difference between the new rates and the old special seed rates that were so generally satisfactory. Rates to some points are raised, to others lowered, but on an average they are about the same.

About Warranty H. G. HASTINGS CO. gives no warranty, either express or implied, as to description, quality, productiveness or any other matter, of any seeds, bulbs or plants they send out, and will not be in any way responsible for the crop. If the purchaser does not accept the goods on these terms, they are at once to be returned, and any money that may have been paid for them will be refunded. Crops are dependent for success or failure on so many things besides the seed that it is impossible for us to give any warranty or guarantee. This does not mean that we lack confidence in the seeds we sell, but we have no control over the seeds after they leave our house, especially so as to the methods of planting, cultivating and fertilizing, all of which are important factors in the success of any crop. If we should warrant or guarantee seeds in any way, we could be held responsible for the failure of the crop, regardless of cause, and this is a responsibility we cannot and will not accept. **No responsible seedsman gives any warranty.**

Palmetto Asparagus Seed (No. 1) The Palmetto, while an old variety, is beyond question the best variety for the South. Seed can be sown in either fall or spring, thinly in drills one foot apart. When well up, cultivate frequently and continue until the roots have grown for one year. In transplanting, put the roots 18 inches apart each way and 4 inches below the surface. Use your richest piece of ground and remember that you cannot use too much manure on Asparagus. Palmetto is earlier, a better yielder and more even and stronger in growth than many of the later introductions. **Packet, 5c; ounce, 10c; ¼ pound, 20c; pound, 60c.**

Palmetto Asparagus Roots (No. 2) You save from 1½ to 2 years' time in getting your Asparagus bed in condition to cut by the use of our splendid, large 2-year-old Palmetto Asparagus Roots. Plant them this fall in the Lower South and save six months' time. While this is a little more expensive than planting the seed, yet the time saved and the generally more satisfactory growth makes it well worth while to use the roots. **50 roots, 75 cents; \$1.25 per 100; postpaid. By express or freight, not prepaid, per 100, 75 cents; per 1,000, \$5.00; per 10,000, \$45.00.** Roots ready about November 1st. Orders booked now.



Hastings' Excelsior Extra Early Refugee Beans

Seeds Postpaid by Mail Remember that the prices given in this list include delivery of all seeds by packet, ounce, quarter-pound, pound, pint or quart, except where noted. Send us the amount named in this catalogue, and we guarantee safe delivery by mail in these quantities.

Liberal Premiums Please bear in mind that on seeds in packets and ounces only except cauliflower in ounces (no quarter-pounds, pounds, pints or quarts), the purchaser may select 25 cents worth extra on each dollar sent. This does not apply to orders for collections, prices of which are net. **Please read carefully our Special Premium Offer on back of Order Sheet.**

Cost of Sending Money In all cases where the order for seed amounts to one dollar or more, the cost of post office or express money order, or cost of registering the letters from places that are not money order offices, may be deducted from the amount of the order.

Stamps On orders of seeds where the amount is less than 50 cents, we will accept Parcel Post stamps in good condition (one-cent and two-cent stamps preferred) the same as cash, but we would ask those remitting stamps to wrap them in oiled paper, if possible, to prevent their sticking together or to the order.

The New Express Rates Over a year ago the sweeping reduction in express rates ordered by the United States Interstate Commerce Commission went into effect, and we have now had enough shipping-by-express experience to know the effect of these changes. Under the old rates seeds were carried by the express companies on a special class basis which was about one-third less than the regular rates. Under the rulings of the Commission all of these special express rates were abolished and the new rates applied to seed shipments. After working under the new rates

French Globe Artichoke

(No. 3) A vegetable little known or liked by Americans, but highly prized by the French and Italians. This variety is for table use only. Best imported French seed. **Packet, 10 cents; ounce, 30 cents; ¼ pound, \$1.00.**



Palmetto Asparagus

OUR BUSH OR BUNCH BEANS

For Late Summer and Fall Plantings

Culture If you don't plant beans in late summer and fall you lose a good part of the "bean season." Beans can be planted all through the summer in the Central South up to September with safety. In Florida and the Gulf Coast sections they can be planted still later. Late summer and fall plantings often yield heaviest crops. Sow in drills 18 inches to 2 feet apart; drop a bean every 3 or 4 inches, covering about 2 inches. Keep soil stirred frequently and when about to blossom draw the earth up close around them.

Hastings' Excelsior Refugee Beans (No. 14)

For late summer or early fall plantings there is no better bean than Excelsior Extra Early Refugee, where earliness of maturity, heavy bearing and resistance to hot summer sun is wanted. For the home garden it is all right; for the market gardener, for local market, or shipment to Northern cities, it is a money-maker. It is a vigorous grower and heavy bearer, of medium sized, round, very finely flavored green pods. No other variety equals it in ability to withstand either extreme wet or dry weather without serious injury; holds pods well up off the ground. We recommend it fully for either early or late plantings if you wish to combine sureness of crop, quality and quantity. **Packet, 10 cents; ½ pint, 15 cents; pint, 25 cents; quart, 45 cents; postpaid. Not prepaid, peck, \$1.75; bushel, \$6.50.**

HASTINGS' EXTRA EARLY RED VALENTINE BEANS (Round Podded)



Hastings' Extra Early Red Valentine

(No. 25) The standard, green podded bush bean for either market or home gardens anywhere in the South at all times of the year. An all right bean when the seed stock of it is right and our stock is right. Fine, meaty, and round podded; vigorous, early and prolific. Very uniform in ripening and size of pods. Packet, 10 cents; ½ pint, 15 cents; pint, 25 cents; quart, 40 cents; postpaid. Not prepaid, peck, \$1.65; bushel, \$6.00.

Hastings' Stringless Green Pod (No. 6) To our mind the highest quality bush bean of all. For our personal garden use it is the only green podded bush variety that gets a place in our home garden. Not advised for shipping because pods are too large, but for home use and near-by markets it has no equal. Pods absolutely stringless from the time they start to form until they begin to dry up. Very prolific, a strong, vigorous grower, coming in about same time as our Red Valentine. Pods retain their fine flavor and quality to the last. If you want bean quality combined with heavy bearing, plant our Stringless Green Pod. (This is entirely distinct from the Giant Stringless, which is so inferior in quality that we have never catalogued it.) Packet, 10 cents; ½ pint, 20 cents; pint, 30 cents; quart, 50 cents; postpaid. Not prepaid, peck, \$2.00; bushel, \$7.50.

Improved Round Pod Refugee

(1000 to 1) (No. 13) Identical in character of growth with our Excelsior Refugee except it is the heaviest yielder of all, coming in ten days to two weeks later, and it is fairly loaded down with round, green pods of fine quality, holding up splendidly in long distance shipment. Also good as a bean for canning purposes. It is very resistant to drought, cold and generally unfavorable conditions. This variety is used almost exclusively by many market gardeners in certain parts of Florida both for nearby markets and long distance shipment. Packet, 10 cents; ½ pint, 15 cents; pint, 25 cents; quart, 40 cents; postpaid. Not prepaid, peck, \$1.75; bushel, \$6.50.

Extra Early Black Valentine (No. 23)

Packet, 10 cents; ½ pint, 15 cents; pint, 25 cents; quart, 45 cents; postpaid. Not prepaid, peck, \$2.25; bushel, \$8.00.

Full Measure Bean (No. 19)

A comparatively new but splendid green podded bush bean for either shipment or home garden use. Becoming a favorite in shipping sections. Vigorous grower. Pods about 5 inches long and hold up well in shipment. A fine bean for Florida and Gulf Coast sections. Packet, 10 cents; ½ pint, 15 cents; pint, 25 cents; quart, 45 cents; postpaid. Not prepaid, peck, \$1.75; bushel, \$6.00.

White Mexican Tree Bean (No. 28)

Small white seeded variety of especial value for growing for shelled beans for winter use, although can be used for "snaps" when young and tender. Plant in rows like other bush beans but give plenty of space between plants. Packet, 10 cents; ½ pint, 15 cents; pint, 25 cents; quart, 45 cents; postpaid. Not prepaid, peck, \$1.50.

WAX BUSH BEANS SOLD OUT

Seed crops of wax beans were exceedingly short last season and we sold out of them, also green podded varieties not catalogued here, last spring and have none to offer now.

Henderson Bush Lima (No. 7)

Smallest but most prolific of all the pure white seeded lima varieties, being a true bush form of the small lima or "Sieva." Begins to bear with summer planting in about 50 days. It is one of the most popular varieties. Packet, 10 cents; ½ pint, 15 cents; pint, 25 cents; quart, 45 cents; postpaid. Not prepaid, peck, \$1.65; bushel, \$6.00.

Fordhook Bush Lima (No. 33)

Beyond any question the best of the large seeded bush lima varieties. Bushes of strictly erect habit, branching freely, but all the branches held upright. This is a true bush form of what is known as the potato or large, thick seeded, bush lima. From four to six days earlier than other of the varieties of this class. Pods are found in clusters of four to eight and are well filled with delicious large beans that in quality surpass by far all the other lima beans.

You will make a mistake if you don't plant Fordhook Bush Lima in your garden this season. Good when fresh and a splendid shell bean dry for winter use. Packet, 10 cents; ½ pint, 20 cents; pint, 30 cents; quart, 50 cents; postpaid. Peck, not prepaid, \$2.25; bushel, \$8.00.

Burpee Bush Lima (No. 8) True bush form of the Large White Lima Pole Bean. A great favorite. Packet, 10 cents; ½ pint, 20 cents; pint, 30 cents; quart, 50 cents; postpaid. Peck, not prepaid, \$2.25.



HASTINGS' STRINGLESS GREEN POD BEAN

WHY DON'T YOU MEET "GOOD GARDEN LUCK" HALF WAY?

Yes, you, Mr. Gardner, who have been planting doubtful quality seeds, why not? Most garden "bad luck" comes from planting doubtful seeds bought from "boxes" in the stores. You can meet "good garden luck" a little more than half way this summer and fall by promptly ordering and planting Hastings' Seeds. With half a chance they won't disappoint you.

"SNAP BEANS" UNTIL FROST--DRY SHELLED BEANS FOR WINTER

Most gardeners in the South neglect a splendid opportunity in late summer and early fall. These pole varieties all reach maturity in about 50 days planted during July, August and early September, bear heavily, furnishing a supply of "snap" beans till frost and, if a part of the pods are left to fully mature, there is always an abundance of dry shelled beans for winter use. The same is true of the lima varieties, both pole and bush. Be sure and plant pole beans in August and September. It will pay you well.

McCasland Pole Bean (No. 26)-- It's a Wonder

A large white seeded pole bean of Georgia origin, introduced by us in 1912. Pronounced by every seed trade expert, who has seen it growing, as the best pole bean in existence. Our illustration on this page shows its enormous productiveness, the photograph being taken of a single matured vine from our seed crops of this variety. Its productiveness you can see, the quality of the beans as "snaps" is unexcelled, while the large, pure white beans, shelled for winter use, surpass anything ever grown in the South. The McCasland, wherever it's grown, is now acknowledged to be the bean that beats "Kentucky Wonder." Mr. J. H. Sheffield, of Wingate, Miss., wrote us: "McCasland Bean surpasses anything in the bean line I ever saw." Mr. Wm. Thomas, Sante Fe, Isle of Pines (Cuba), also writes: "I bought a pint of the McCasland Pole Bean and from it sold 82 tomato baskets full and took first prize at the Sante Fe Fair this year." **Packet, 10 cents; ½ pint, 20 cents; pint, 30 cents; quart, 50 cents; postpaid. Peck, not prepaid, \$2.00; bushel, \$7.50.**

BIG PACKETS OF BEANS AND PEAS

It is the rule in almost all mail order seed houses to put up packets of beans and peas containing two ounces to sell at 10 cents. Most of our packets of beans and peas contain 3½ to 4 ounces, each, same selling for 10 cents, postpaid. In buying beans in packets from HASTINGS you not only get the best but twice as much for your money.

Early Golden Cluster Wax Pole Bean (No. 31)

In this variety you can have a wax pole bean equal in all respects to the old Homestead or Kentucky Wonder, in vigor of growth, size and quality of pods, earliness, length of bearing, fine flavor and tenderness. The dry beans are large, white and make a most excellent shell bean for winter use, thus giving an excellent variety both for snap and shell beans. **Packet, 10 cents; ½ pint, 15 cents; pint, 25 cents; quart, 45 cents; postpaid. Peck, \$1.50, not prepaid.**

Hastings' Genuine Cornfield

Bean (No. 18) The only really satisfactory cornfield bean offered by any seedsmen. While its special value is its ability to make an entirely satisfactory growth and bearing in the shade of the corn, it is equally valuable as a pole bean—growing on poles, bush or along wire fences and trellises. It is a very heavy bearer of fine, meaty, splendidly flavored pods, continuing its heavy bearing qualities right up to frost. You will be more than pleased with this splendid bean. Order a few of them this summer. **Packet, 10 cents; ½ pint, 20 cents; pint, 30 cents; quart, 50 cents; postpaid.**

Southern Creaseback

Bean (No. 11) Fine for shell beans for use in winter, also known as "Fat Horse" bean. A strong grower and heavy bearer; pods tender when small but as they get full grown become tough. The beans are pure white and most excellent for shell beans for winter use. **Packet, 10 cents; ½ pint, 15 cents; pint, 25 cents; quart, 45 cents; postpaid. Peck, \$1.50, not prepaid.**

Florida Butter Lima Bean (No. 27) The only sure bearing pole lima bean. You can't beat it for bearing anywhere in the South. It grows and bears profusely all through the season. Makes fine on poor land, begins early and stays late, furnishing plenty of delicious butter beans for fall use and then some for dry beans in winter. We have known Florida Butter for 20 years. It's a bean you can depend on. Heaviest of bearers and the quality will please you. Will make where other sorts fail completely. **Packet, 10 cents; ½ pint, 30 cents; pint, 30 cents; quart, 50 cents; postpaid. Peck, \$2.00, not prepaid.**

Small White Lima or Sieva Bean (No. 9) Except Florida Butter this is the surest bearer of all the pole lima varieties in the South. Also known as the "Sewee" bean. Immensely prolific, good quality and a great favorite for use either green or dry. **Packet, 10 cents; ½ pint, 15 cents; pint, 25 cents; quart, 45 cents; postpaid.**

Large White Lima Pole (No. 10) The best of the large white seeded pole limas, not very satisfactory when planted in the spring, but a heavy bearer in the fall. **Packet, 10 cents; ½ pint, 20 cents; pint, 30 cents; quart, 50 cents; postpaid.**

Texas Prolific, Old Homestead, Kentucky Wonder (No. 15) Last on our list, but with the exception of the McCasland, the best of the pole "snap" varieties. Known under all three names and liked everywhere that pole beans are grown. Planted in late summer or early fall it begins to bear in about 50 days and all through fall and until frost puts on heavier crops of its extra large, deliciously flavored pods than from early spring plantings. You can absolutely depend on this bean doing its full duty right up to the time of killing frost. Pods 6 to 12 inches long, well rounded out, meaty, tender and absolutely stringless. Immensely prolific, a peck of green pods having been picked from a single vigorous vine. If you have planted it before you know that what we say above is so. Don't forget to plant a few of them this summer or fall. Pole bean planting in August or early September is worth while. **Packet, 10 cents; ½ pint, 15 cents; pint, 25 cents; quart, 45 cents; postpaid. Not prepaid, peck, \$1.75; bushel, \$6.50.**



New McCasland Pole Bean—Fine for "Snaps" or Dry



Florida Butter Bean

DON'T FORGET TO PLANT A FEW ACRES OF OATS

No matter where you live in the South don't forget to plant at least a few acres in Hastings' 100-Bushel Oats this fall. They are good for your pocket as a money-saver; good for your land as a winter cover crop. Oats pay if you plant re-cleaned, graded seed of the right variety.



HASTINGS IMPROVED
BLOOD TURNIP BEET

HASTINGS' GARDEN BEET SEED

Note The best beet seed in the world is grown in France. The best beet seed growers live in France, and Hastings' Beet seed of all varieties come from those French growers, beet seed which, when planted here in the South, makes the smoothest, cleanest, finest form beets that can be grown.

The South does not appreciate beets as much as they should. Sown thickly the young plants when thinned out make splendid "greens." Planted any time up to September 15th they make splendid young beets for fall and early winter use.

Culture Sow in rich, well manured or fertilized ground, after same has been deeply plowed or spaded; sow thinly in rows 18 inches to 2 feet apart. In this latitude sow from July to September 15th; in Florida and the Gulf Coast sections plantings can be made from September to January. The seed is rough and the soil should be firmed or rolled after planting, providing the ground is dry or sandy. When 2 to 3 inches high thin out to 5 or 6 inches apart in the row. Young plants are superior to turnips and spinach for greens. In light, sandy soil cover seed 2 inches; in stiff clay not over 1 inch. Quantity of seed required, 1 ounce to 50 feet of row, 6 to 8 pounds per acre. Ready for use in 50 to 70 days, according to variety.

Hastings' Improved Blood Turnip Beet (No. 45) Most popular variety for home use and near-our growers over the Early Blood Turnip Beet. Color a deep blood red. A fine even form, very uniform in growth, as shown in our illustration from a photograph; medium early and very productive, tender, free from stringiness and very sweet, good for either home or market use and most valuable variety for succession sowings. Packet, 5 cents; ounce, 10 cents; ¼ pound, 30 cents; pound, \$1.00; postpaid.

Hastings' Crimson King (No. 46) Of turnip shape, very uniform in size, shape and color. Sweet and tender and in favorable seasons it has been ready for use in 6 weeks from time of sowing. A splendid all-season beet. Packet, 5 cents; ounce, 10 cents; ¼ pound, 30 cents; pound, \$1.00; postpaid.

Extra Early Egyptian (No. 42) An extra early market gardeners' beet. A quick grower, producing smooth, rather flattened, turnip-shaped roots. When young flesh is sweet and tender but becomes stringy with age, and we do not advise for home garden use. Packet, 5 cents; ounce, 10 cents; ¼ pound, 30 cents; pound, \$1.00; postpaid.

Yellow Turnip Beet (No. 47) Almost identical with our Improved Blood Turnip Beet except in color, which is a deep yellow. Slices of these alternating with red beets make a pleasing show on the table. Packet, 5 cents; ounce, 10 cents; ¼ pound, 30 cents; pound, \$1.00; postpaid.


Hastings' Eclipse Blood Turnip Beet (No. 40) The most popular market gardeners' beet for the South as well as a favorite for home gardens for late summer and fall planting. Fine form, smooth, and free from stringy roots. Small top, rapid grower. Color a deep blood red, which it retains fully after being cooked; quality extra fine, very sweet and tender, a heavy bearer and its handsome appearance makes it an easy seller when placed upon the market, either locally or for long distance shipments. Packet, 5 cents; ounce, 10 cents; ¼ pound, 30 cents; pound, \$1.00; postpaid. Ten pounds, not prepaid, \$7.50.

Lentz' Extra Early (No. 50) A splendid variety which is a great favorite for market gardeners in certain parts of Florida for shipment to Northern markets. Nearly as early as the Egyptian but larger and of extra fine quality. Color a deep blood red, tender and sweet at all stages of growth. Small top and in favorable seasons can be used in 6 to 7 weeks from sowing. Very productive, a splendid keeper and shipper. If you want a first quality, extra early beet the Lentz will please you. Packet, 5c; ounce, 10c; ¼ pound, 25c; pound, 75c; postpaid. Ten pounds, not prepaid, \$5.00.

Half-Long Blood Beet (No. 44) A favorite for late use, intermediate length between our Improved Blood Turnip Beet and the Long Smooth. Color a deep blood red, smooth and free from stringy roots. In quality it is tender and sweet and remains in good condition for a long time after maturity. Packet, 5c; ounce, 10c; ¼ pound, 30c; pound, \$1.00; postpaid.

Long Smooth Blood Beet (No. 49) An old-time favorite in the South; has long, smooth, blood-red roots growing well down into the soil, enabling it to resist drought and heat. A few of these should be planted in every garden for use after all the other varieties are gone. Packet, 5 cents; ounce, 10 cents; ¼ pound, 30c; pound, \$1.00; postpaid.

Swiss Chard or Sea Kale (No. 43) A beet grown for its leaves only. The mid rib of the leaf is cooked and served like asparagus, the other portion is cooked and served like spinach. This does not make a good root. Packet, 5c; ounce, 10c; ¼ pound, 30c; pound, \$1.00; postpaid.



HASTINGS
ECLIPSE BLOOD
TURNIP BEET

STRAWBERRIES

Along with the year 'round gardening for health's sake and the pocket's sake, why not some of the extra good things in the fruit and berry line as well.

Take a look at the home garden strawberry bed on last cover page, then see our special strawberry plant offer on first inside cover page. You can have the best of berries if you start a bed this fall.

MANGEL AND SUGAR BEETS FOR STOCK FEED

Every year sees an increase in the number of farmers in the South who plant, at least, a small crop of Mangel or Sugar beets for stock feeding purposes. It is almost impossible to find crops that will give greater returns for the small amount of time and fertilizer spent on them than the Mangels, Sugar beets and White Belgian carrots. They are all immense yielders under good cultivation and make an agreeable change of feed for any animal kept on dry forage throughout the winter. In dairy cattle the increased flow of milk and generally improved condition of the animals in the spring will show their great value. Have your ground deeply plowed, then well harrowed until smooth. In the Middle South seed should be sown only in the spring, but in Florida and along the Gulf Coast plantings can be made all through the fall and winter. Make rows 2½ to 3 feet apart, planting seed at the rate of about 10 pounds per acre. Both the Mangel and Sugar beets are equally profitable for stock feeding. Where their value is known almost every farmer plants from one to ten pounds of seed each year, and they find that it pays them well.

Jumbo Long Red Mangel (No. 41) Largest and heaviest yielder in the South of all the Mangel varieties. Roots grow from one-half to two-thirds above the surface; are usually 18 inches to 2 feet long and 4 to 6 inches in diameter. Ounce, 5 cents; ¼ pound, 15 cents; pound, 50 cents; postpaid. Ten pounds, not prepaid, \$3.00.

Large White French Sugar Beet (No. 51)

Largest and one of the best of true Sugar Beets and the rich sugar content makes them especially valuable in fattening live stock of all kinds. The sugar content when grown South is not sufficiently great to make them profitable for manufacturing sugar, but they are a most profitable crop for stock feeding. Ounce, 5 cents; ¼ pound, 15 cents; pound, 50 cents; postpaid.

BRUSSELS SPROUTS A very highly esteemed member of the cabbage family, especially desirable for late summer and fall planting in Florida and the Gulf Coast section. The "sprouts" are miniature cabbages, growing closely on the stalk of the plant, a small head being formed at each leaf joint. Plants are quite hardy and live through the winter in all parts of the Lower South. Quality and flavor are much improved by frost. Sow seed in July, August or September and when plants are 4 to 6 inches high transplant to open ground, like cabbage.

Improved Dwarf Brussels Sprouts (No. 59) A most desirable variety for the South, producing compact "sprouts" of the very best quality. Packet, 5 cts.; ounce, 20 cts.; ¼ pound, 50 cts.; pound, \$1.75; postpaid.

Broccoli A vegetable very closely related to cauliflower, from which it is supposed to have come. Its culture is the same as that for cauliflower, and in the Southern States in the hands of any expert cauliflower grower is a much surer header. There are many deferred from growing cauliflower by the high price of the seed. To those we recommend Broccoli; there are two varieties which do well in the South, the only difference being in the color of the heads.


White Cape (No. 56)--Purple Cape (No. 57)

cents; ounce, 25 cents; ¼ pound, 75 cents; postpaid.

Each, packet, 10 cents; ½ ounce, 15



Improved Dwarf Brussels Sprouts



Our Jumbo Mangel Beet

ONE FALL GARDEN IN OVER 90 MILES

One day last fall our Mr. Hastings and Mr. Freeborn, Superintendent of our Mail Order Department, decided to take a day off and visit the Georgia State Fair at Macon. It was about the middle of October, just the time that fall gardens should be in their prime in Middle Georgia. On the way down to the train they got to discussing this fall garden question and finally decided to count the number of real fall gardens between Atlanta and Macon, a distance of a little over 90 miles.

How many real gardens did they see? Just one in over 90 miles, and where do you suppose that was—on a farm? Not on your life. It was in the back yard of a town man's place, and it was a really worth while garden too, with pole and bush snap beans, lima beans, young beets, turnips, onions, salsify, cabbage, collards, tomatoes, sweet peppers, carrots, mustard and lettuce. The train happened to stop directly beside this garden, giving a good chance to see what was in it.

Hundreds of straggling collards near negro cabins were seen, and an occasional sickly looking "salad turnip" patch showed up, but of real gardens there was only one and that in a town man's back yard.

Some six weeks before that Mr. Hastings attended a "Cotton Conference" in the Auditorium in Macon. That large building was crowded with cotton farmers trying to find a way to dispose of their cotton so as to pay their debts and buy food for their families.

It was a serious crowd of men, and they were up against a most serious situation. They stood with outstretched arms toward Washington and begged that something be done or else they and their families would perish.

Now we had the greatest sympathy for cotton growing farmers last fall. We had over 600 bales ourselves. It was a real question of bread and meat for most of that crowd at Macon, most of them drawn from the territory covered by that trip six or seven weeks later between Atlanta and Macon. All the way down fields were white with cotton, hundreds of bales were piled up around the houses, but not a blamed thing to eat growing anywhere at the white men's farm homes. A few milk cows, probably a dozen hogs, collards around the negro cabins—that's all in a 90-mile trip through what is figured as being a good farming section.

Cotton growers had plenty of time to attend cotton conferences, to "cuss" and discuss the situation up at the store, but apparently not one of them had time to spend making a fall garden that would have gone a long way towards keeping the farm tables well supplied and store bills down.

There is one and only one safe way to real farm prosperity anywhere and that is to "live at home and board at the same place," and in this, the right kind of a fall garden will play a larger part than you ever dreamed of. Just try it this fall and see.

Let's have no more of this one real fall garden to 90 miles foolishness. A better, more common sense record would be 9 good gardens to every mile and other food crops in proportion. Then and then only can the cotton grower snap his fingers in the speculator's face and sell his cotton in his own good time and at a satisfactory price. Have a good garden this fall. It's a long step in a money-saving direction, that leads to cotton growing independence, comfort and prosperity.

250,000 PLANT HASTINGS' CABBAGE

A quarter of a million is a large number of people, yet a few thousand more than that plant Hastings' Cabbage Seed of different varieties every year. Ever since we started in business 26 years ago we have made a specialty of the very highest grade of American grown cabbage seed, and the illustrations on this and the following pages from Mississippi and other states show just how good cabbage Hastings' seed makes. We know that we can't be too particular about the quality of our cabbage seed, and you can't be too particular about what you buy and plant. Neither you nor ourselves can afford to take chances. No matter how good your soil, how carefully you cultivate or fertilize it, if the cabbage seed quality is not right you make more or less of a failure.

In our seed crops, every head of cabbage is most carefully inspected before it is allowed to produce seed for us. **We know it is right.** We have only one grade—the very best that can be grown—and the buyer of a 5 or 10 cent packet gets exactly the same quality as does the big trucker or market gardener buying in 50 to 100 pound lots. We play no favorites among our customers. We believe that the man planting a home garden for his family's use is entitled to just as good seed quality as is the market gardener who plants for market. If you want to be successful in growing cabbage, you must plant right cabbage seed, and the **Hastings quality is exactly what will please you and pay you**, the quality you want to plant in the summer and fall of 1915.

CABBAGE CULTURE For home gardens the seed for fall and winter cabbage can be sown in shaded spots and covered from hot sun. Later plantings may be made in open ground in September and October. Work soil in seed beds down as fine as possible. Beds should be slightly raised for drainage. Do not fertilize soil in seed beds at least to the extent of making it much richer than the open ground in which the crop is to be grown.

Sow seed in drills 6 inches apart across the bed, dropping the seed 5 or 6 to the inch. Thicker sowing than this means spindling, unhealthy plants. Cover seed about $\frac{1}{4}$ inch in heavy soils, $\frac{1}{2}$ inch in light sandy soils; firm the soil after covering and then water the bed thoroughly. Keep beds moist but not soaking wet. Seed germinates in 3 to 8 days, according to weather. The young plants should be kept growing steadily from the start. A check in the growth of cabbage is injurious. When plants have made the fourth or fifth pair of leaves transplant to open ground.

Cabbage can be grown on almost any soil from light sand to heavy

clay or muck. Naturally the light soils will require more fertilizer or manure than the heavier ones. Most of the fertilizer or manure should be worked into the soil before transplanting. The best all-around commercial fertilizer for cabbage should contain: Available phosphoric acid 7 per cent, potash 8 per cent, nitrogen 5 per cent.

Most of the cultivation should be before the crop is planted. This means two to three deep plowings and then work the soil as fine as possible. You can't overfeed cabbage, so you need not be afraid of putting too much manure or fertilizer on the crop.

Transplanting should be done, so far as possible, on cloudy days and just before a rain. In small gardens this can be done late in the afternoon. Set plants upright with only the leaves above the surface. Firm the soil around the plants. Cultivate frequently and very shallow, as roots come near the surface. Keep out absolutely all weeds and grass. **Seed required:** In late summer plantings one ounce of seed will usually produce about 1,200 plants; 10 to 12 ounces per acre. After cooler weather sets in about half those quantities of seed is needed.

Mississippi Grows Some Cabbage

After we first printed an illustration of Mr. Noakes of Corpus Christi, Texas, and six heads of Centennial Flat Dutch Cabbage, the six heads weighing 97 $\frac{1}{2}$ pounds, in a previous catalogue, it so interested Mr. D. D. Cowan, of Hancock County, Miss., that he sent us a photograph of what he did in Mississippi with **Hastings' Cabbage Seed**. Mr. Cowan wrote us that his crop of cabbage went through two months of severe drought and then made cabbage like this. Mr. Cowan and Mr. Noakes are both good truck farmers, and Texas and Mississippi are both good states, but getting right down to bottom facts, all their work and intelligent efforts would have been lost if they had not had the right seed.

Hastings' Cabbage Seed never fails to make good, solid heads of cabbage to every plant when treated right. It's not a question of having "good luck" with your cabbage; it's a question of right seed, and right seed is not on sale at country stores or in commission boxes. Most of the failures on cabbage in the South come where seed is bought from merchants and small stores.

Every year a great many people write after planting time, saying they expected to find our seed at their store. Hastings' Seeds are never on sale in boxes in the stores. Order direct from us here in Atlanta and be safe.



William Murdock Cowan and Four Heads of Hastings' Centennial Flat Dutch Cabbage Grown at Caesar, Hancock County, Miss.—Weight of Cabbage 50 Pounds, After Enduring a Two Months' Drought

HASTINGS' CENTENNIAL FLAT DUTCH CABBAGE (No. 110)

Just above on this page is shown an illustration from a photograph of four heads of Centennial Flat Dutch grown in Mississippi after enduring a two months' drought. This was taken without our knowledge and sent to us unsolicited. Mr. Cowan planted Hastings' Centennial Flat Dutch Cabbage, the best main crop, heavy producing strain of Flat Dutch Cabbage now being sold. While we do not recommend it for an early cabbage, for main crop and late it is about the best you can plant. The only objection we ever heard is that on very rich ground it grows too large. This can be controlled by planting rather close in the row. Good for either fall or spring planting, being remarkably hardy, vigorous and resistant to both heat and cold. We sell more of this to cabbage growers for shipment in Gulf Coast sections than all other varieties combined. For home gardens Centennial is unexcelled for later use after early varieties are gone. Its vigor makes it especially valuable to grow under unfavorable conditions. If you have planted it before you know this; if not, plant some this fall and see just how good it is. Packet, 10 cents; $\frac{1}{2}$ ounce, 15 cents; ounce, 25 cents; $\frac{1}{4}$ pound, 65 cents; pound, \$2.00; postpaid.

HASTINGS' "PREMIER" CABBAGE SEED

WILL ALWAYS "HEAD UP" FOR YOU IN THE SOUTH ALL RIGHT

"Premier Brand"

REMEMBER, every packet, ounce or pound of Cabbage Seed sent out by us of every variety is "Premier Brand" Seed, the very best American Cabbage Seed that can be grown.

No vegetable crop is so dependent, for full success, on seed quality as cabbage. We realized this before we had been in the seed business many years and set out to obtain the very best cabbage seed quality obtainable. We succeeded and named all our cabbage seed "Premier Brand Seed." It is the very best quality of cabbage seed grown. Every pound of it is strictly American grown seed. Every ounce of it is grown from heads inspected and approved by one of the great cabbage experts of this country before it is replanted for seed production. Every packet, ounce or pound going out from this house is exactly the same high grade of quality. It couldn't be better if we charged you \$10.00 per pound for it. It is especially adapted to planting in the Southern States. It makes good with our customers wherever and whenever it is planted in the South.



A single head of Hastings' famous "ALL-HEAD EARLY" grown near Atlanta, Ga., by a market gardener, from Hastings' "PREMIER BRAND" grade of Cabbage Seed—You can do likewise with Hastings' Cabbage Seed—See description and prices below.

HASTINGS' SURE CROP CABBAGE (No. 101)---A Large, Early, Flat Dutch Variety



Hastings' Sure Crop—Our Largest Medium Early Flat Cabbage

This is the earliest of all the large, round, flat varieties. For the last twenty years we have sold it in every State in the South, and it is planted every year by more people than any other variety with the possible exception of Sure Head. It is fully adapted for either fall or spring planting, for shipment, for nearby market and home use. On good soil and with proper cultivation it makes heads weighing from 8 to 12 pounds; very firm and solid, uniform in shape and size and well flattened on top. Quality is excellent, being crisp and tender and when rightly cared for scarcely a single plant will fail to form a good marketable head. Color, a dark green, holding up well after being cut. This is an exceptionally good variety for late summer planting in the southern half of Georgia, Alabama, Mississippi, Louisiana, and Texas, for September-October plantings in Florida. Packet, 10 cts.; ½ ounce, 15 cts.; ounce, 25 cts.; ¼ pound, 65 cts.; pound, \$2.00; postpaid.

Hastings' All-Head Early

(No. 121) Hastings' All-Head Early is the finest, medium size, flat early cabbage. Note illustration on this page, reproduced from a photograph of a single head of our All-Head Early, grown by one of the Atlanta market gardeners. We think that you will agree with us that it's a cabbage very hard to beat. A medium early, flat head variety, weighing 5 to 6 pounds, a sure header with half a chance, and well named "All-Head," as it has very few loose outer leaves. One week earlier than the famous old "Early Summer." We are sure that you will be pleased with it. Packet, 5c; ½ ounce, 15c; ounce, 25c; ¼ pound, 65c; lb., \$2.00; postpaid.

Hastings' Seeds Please

HASTINGS' "BIG 5" CABBAGE COLLECTION

We have been carrying this "Big 5" Cabbage Collection for a great many years. Sometimes we think we ought to drop it because we have been selling it so long, but customers who bought it sixteen years ago continue to buy it, together with hundreds and thousands of new ones. So long as the "Big 5" continues to grow in popularity we shall keep on selling it. The sale of this collection keeps up and grows just because it gives the largest value that the seed buyer can get in cabbage seed for 25 cents. It gives an all season's succession in cabbage for every family in the South. It's popular with all home and market gardeners; and gives greater returns in quantity and quality of cabbage than you can get from any other house in the country. Every seed in this collection is "Premier Brand" quality. You make no mistake when you plant it. Since we first introduced this cabbage collection we added another splendid variety, so each purchaser gets five packages, five varieties, for the 25c.

Our "Big 5" now consists of one full size packet each of 5 of our best varieties for the South: Hastings' Sure Crop, Hastings' Long Island Wakefield, Hastings' Florida Drumhead, Hastings' Centennial Flat Dutch, and Hastings' Genuine Surehead. No better cabbage combination than this collection can be made. By buying it in this collection you can get for 25 cents what would cost you 45 cents at full catalogue price. You can get more "crop" out of 25 cents invested in the "Big 5" than anything you can get from any other seed house.

5 Packets, 25c, Postpaid



Hastings' Long Island (Large) Wakefield Cabbage

HASTINGS' LONG ISLAND WAKEFIELD CABBAGE

(No. 105) The largest, earliest, surest heading of any of the large Wakefield strains. Earlier, larger, and finer bred than any of the strains of Charleston Wakefield. One and a half to two pounds heavier, firmer, better shape and more solid than the Early Jersey Wakefield. In good soil and with favorable weather conditions it is often ready for use in 50 days from transplanting. It is a gem for those desiring a first-class pointed cabbage, and makes a splendid first early cabbage for family use. **Premier Brand Seed. Packet, 10 cents; 1/2 ounce, 15 cents; ounce, 25 cents; 1/4 pound, 75 cents; pound, \$2.25.**

Hastings' Florida Drumhead (No. 115) Please don't make the mistake of thinking that because this superb Drumhead variety is called Florida Drumhead that it is only adapted to the State of Florida. We have yet to find any part of any Southern State where this variety does not grow to perfection. Earliest and best of all the Drumhead varieties for the South. It has stood the test of twenty-five years' planting in the South, and is always a favorite for either market, shipping or home use. Resists both heat and cold. Short stemmed, medium early. Grows compactly and leaves turn in, as shown in the illustration. Large, solid, and well flattened on top. **Premier Brand Seed. Packet, 10 cents; 1/2 ounce, 15 cents; ounce, 25 cents; 1/4 pound, 65 cents; pound, \$2.00; postpaid.**



Hastings' Florida Drumhead Cabbage

Hastings' New Perfection Cabbage (No. 124)

This new cabbage of ours comes as near perfection for the South for late summer or fall planting as any we have ever seen. An absolutely new variety originating with one of our growers and for a second early or main crop cabbage it has no equal. Heads the firmest and most solid we have ever seen, surpassing even Danish Ball Head in that respect. Heads weigh 5 to 8 pounds; in maturing comes in about the same time as Surehead. A first-class variety for either home use, market or shipment and entirely adapted to late summer and fall planting anywhere in the Lower South or Florida. It will stand greater extremes of heat and cold than any other variety. Its remarkable hardiness and vigor make it the very safest cabbage that you can plant. **Packet, 10 cents; 1/2 ounce, 20 cents; ounce, 35 cents; 1/4 pound, 90 cents; pound, \$3.00; postpaid.**

Selected Early Jersey Wakefield (No. 106)

Almost every one knows the popular Early Jersey Wakefield Cabbage. Comparatively few know the superiority of our strain of this variety. It's grown with the greatest care, and a well cultivated crop shows the greatest regularity of size, shape and solidity. If you are growing the Early Jersey Wakefield you cannot afford to be without our extra select seed. It pays to use it. **Premier Brand Seed. Packet, 5 cents; 1/2 ounce, 15 cents; ounce, 25 cents; 1/4 pound, 75 cents; pound, \$2.25.**



Hastings' New Perfection Cabbage

Perfection A Sight Worth While

"I have never seen such fine cabbage as I have now maturing from your New Perfection. The real estate men bring their customers around to see it as a sample of what can be grown here."
SELDEN L. STEWART, Lee County, Florida.

HASTINGS' GENUINE SUREHEAD CABBAGE

(No. 120) We have sold tens of thousands of pounds of seed of our genuine Surehead Cabbage during the past nineteen years, and it is today the most popular cabbage for main crop that we have on our list. Our special strain of Surehead (**Premier Brand Seed**) never fails to make fine, large, solid heads with fewer outer leaves, as shown in our illustration. Surehead is the result of a cross between the Early Flat Dutch and a hardy Drumhead variety, and has the good points of each combined. It's a strong, vigorous grower, maturing for main crop, and is very uniform in size, shape and color. It's good for spring planting everywhere, and one of the best for summer planting in the Central South and fall planting in the Lower South for maturing in winter and spring. It's hardy, a good keeper and a good shipper. Invaluable for the home garden and one of the best for market. No Southern garden should be without some of our Surehead Cabbage in it. **Premier Brand Seed. Packet, 5 cents; ½ ounce, 15 cents; ounce, 25 cents; ¼ pound, 65 cents; pound, \$2.00.**

Early Summer (No. 122) A popular early flat Cabbage, coming in 10 days to two weeks later than Jersey Wakefield. **Premier Brand Seed. Packet, 5 cents; ounce, 25 cents; ¼ pound, 65 cents; pound, \$2.00.**

Early Dwarf Flat Dutch (No. 109) An old time favorite and standard for planting in the South, especially in family gardens and for nearby markets. **Premier Brand Seed. Packet, 5 cents; ounce, 25 cents; ¼ pound, 65 cents; pound, \$2.00.**

All Seasons (No. 100) As improved by us during the past few years, is a most valuable cabbage for the South. Heads are large and solid, flattened on top. It is a good reliable header and resists heat and drought well. **Premier Brand Seed. Packet, 5 cents; ounce, 25 cents; ¼ pound, 65 cents; pound, \$2.00.**



Hastings' Genuine Surehead Cabbage

Succession (No. 116) "Succession" is largely a market gardener's variety in many parts of the South, being used almost exclusively for shipping crops. It is of rather large size, well flattened on top. In maturity it is almost ten days later than Early Summer and Early Flat Dutch, but it is nearly double the size of those varieties. Is firm and solid, a very sure header, and stands shipment to the North, arriving in good condition and color. **Premier Brand Seed. Packet, 5 cents; ounce, 25 cents; ¼ pound, 65 cents; pound, \$2.00.**

Stein's Early Flat Dutch Next to our Centennial Late Flat Dutch the most popular cabbage in South Texas and Gulf Coast sections for a market and shipping variety. This is a splendid strain of Flat Dutch cabbage, just a little later than the Early Flat Dutch varieties, just a little earlier than Centennial. For best results a trucker should divide his crop between the two, for it will insure a longer shipping season, the Centennial immediately following Stein's in maturity. **Packet, 5 cents; ½ ounce, 15 cents; ounce, 25 cents; ¼ pound, 65 cents; pound, \$2.00; postpaid.**

Danish Ball Head (No. 111) A handsome, hardy, late cabbage, thriving well in thin soils and exposed situations. Heads medium size, very firm and hard. A splendid cabbage for late planting. **Packet, 5c; ½ ounce, 15c; ounce, 25c; ¼ pound, 65c; pound, \$2.00.**

North Carolina Buncombe A firm, solid header. A splendid keeper and favorite winter and spring cabbage in North Carolina. **Packet, 5 cents; ½ ounce, 15 cents; ounce, 25 cents; ¼ pound, 70 cents; pound, \$2.25.**

Perfection Drumhead Savoy (No. 103) The tenderest and richest variety of all. It does not head so well in hot weather, hence should be planted in July and August for heading in fall and early winter. **Premier Brand Seed. Packet, 5 cents; ½ ounce, 15 cents; ounce, 25 c; ¼ pound, 75c; pound, \$2.50.**

Blood Red Erfurt (No. 117) The best variety of red cabbage for the South. Medium size and a sure heading variety. Most largely used for pickling purposes. **Packet, 5 cents; ½ ounce, 15 cents; ounce, 25 cents; ¼ pound, 65 cents; pound, \$2.00; postpaid.**

Green Glazed (No. 112) A rather loose heading variety, really about half way between cabbage and collards. Its greatest value is in its resistance to insect attacks during the summer months, as they very seldom attack it. **Packet, 5c; oz., 25c; ¼ lb., 65c; lb., \$2.00; postpaid.**



Succession—A Splendid Market Gardener's Cabbage

Early Winingstadt (No. 104) An old favorite variety planted entirely for early family use. Heads weigh 1½ to 2 pounds and are pointed. **Packet, 5c; oz., 20c; ¼ lb., 50c; lb., \$1.60; postpaid.**

Premium Late Flat Dutch A variety similar to our Centennial Flat Dutch. **(No. 119)** but not quite so firm and solid in heading. An old favorite in many parts of the South. **Packet, 5 cents; ounce, 20 cents; ¼ pound, 60 cents; pound, \$1.75; postpaid.**

Charleston Wakefield (No. 107) Similar to the Early Jersey Wakefield, about two weeks later in maturity and weighs about one pound more to the head. **Packet, 5 cents; ½ ounce, 15 cents; ounce, 25 cents; ¼ pound, 70 cents; pound, \$2.25; postpaid.**

Large Late Drumhead (No. 114) Similar to our Florida Drumhead but larger and two to three weeks later in maturity. **Packet, 5 cents; ounce, 20 cents; ¼ pound, 65 cents; pound, \$2.00; postpaid.**

Why Not Live at Home and Board at the Same Place?

Yes, why not? Doing it spells "Farm Prosperity" regardless of cotton prices or fruit prices or any other prices. It means eating home-grown breakfasts and dinners and suppers. It means better health and less living costs; more money in your pocket and less of your money in the pocket of the supply merchant. A good Fall garden, started now, will be found a great helper.



OUR GILT EDGE CAULIFLOWER

The Best Early Cauliflower
For the Southern States

Chervil (No. 131) An aromatic plant, fine for seasoning or to use with lettuce for a salad. Sow it broadcast in October or November for winter and spring use, and in February and March for summer use. Packet, 5c; ounce, 15c; pound, \$1.00.

Cress Water (No. 133)—Packet, 10 cents; oz., 40c; ¼ lb., \$1.25.
Extra Curled or Improved Pepper Grass—Tastes same as Water Cress. **Extra Curled (No. 132)**, Packet, 5c; ounce, 10c; ¼ pound, 20 cents.

Corn Salad or Fetticus

Large Green Cabbaging (No. 194)—This is used for salad dressing during winter and spring. We find it does best sown in drills 9 inches apart. Packet, 5 cents; ounce, 10c; ¼ pound, 25c; pound, 75c.

Dandelion Improved Large Leaved (No. 192). Sow in October and November in Florida and along Gulf. Packet, 10 cents; ½ ounce, 30 cents; ounce, 50 cents.

Endive Early Green Curled (No. 193)—The best variety. Packet, 5c; oz., 15c; ¼ lb., 40c; lb., \$1.25.



Southern or Georgia Collard

CAULIFLOWER

We import all of our Cauliflower Seed direct from the most reliable growers in Europe. No Cauliflower seed of any value is produced in the United States. We furnish you the highest grade of seed and do not charge you from 50c to \$1.00 per ounce extra for Red, Yellow or Blue Seals on package.

Culture Does best in rich, well-tilled soil; will do in a well-manured soil. Sow in seed bed at same time as cabbage. Transplant when 3 or 4 inches high; give plenty of water in dry weather. Keep wet, hoe thoroughly and often. In Florida and along the Gulf sow the seed in Sept., Oct. and Nov.

Our Gilt Edge (No. 85)

We introduced "Gilt Edge" Cauliflower in the South in 1893. Since that time we have watched all new introductions closely, and we have not found in the last 21 years a variety that comes anywhere near being its equal, for either fall or spring planting.

"Gilt Edge" is rightly named. It is "Gilt Edge" in every respect. It is the largest, most perfect and surest header of all the early varieties, and in quality it is unexcelled. One specimen was sent to our store by a gardener which, when the leaves were trimmed off, weighed 7 lbs. and 8 oz., the largest head of early Cauliflower we have ever seen in the South.

In general appearance, Gilt Edge is like the Snowball, but is much larger, a sure header and stands much longer without decay than any other. Cauliflower should be more generally grown in the South than it is, and there is no variety equal to Gilt Edge where a sure crop of the finest quality is wanted. Packet, 20c; ¼ ounce, 75c; ½ ounce, \$1.25; ounce, \$2.25; ¼ pound, \$8.00; pound, \$30.00.

Early Snowball (No. 86)

A good early variety, second only in value to the Gilt Edge. Packet, 15c; ¼ ounce, 65c; ½ ounce, \$1.15; ounce, \$2.00; ¼ pound, \$7.50; pound, \$28.00.

Extra Early Paris White (No. 87)—Heads medium size. Fine for family garden. Packet, 10c; ½ ounce, 30c; ounce, 50c; ¼ pound, \$2.00; pound, \$7.00.

Le Normand's (No. 88), **Late Algiers (No. 89)**, and **Autumn Giant (No. 90)**, each, packet, 10 cents; ½ ounce, 30 cents; ounce, 50 cents; ¼ pound, \$1.75.

COLLARDS A great many people look upon the lowly collard, or "Georgia Cabbage," as some jokingly refer to it, as something not worth while growing. Now there are thousands of collard patches scattered over the South, and most Southern people like them. The collard is an old-time favorite, adapted to all parts of the South, and as a producer of "greens" for boiling in winter and spring it has no equal. It will pay you to have a collard patch just to give your cows an occasional taste of "green stuff." Sow any time up to September 15th.

Southern or Georgia (No. 135) This variety is the old time favorite. Stands all sorts of ad-

verse conditions without injury. Is very hardy, standing winters as far north as Atlanta. In many places where the soil is too poor to grow cabbage, the collard grows easily and makes a good substitute for cabbage. Packet, 5c; ounce, 10c; ¼ pound, 25c; lb., 75c.

THE SOUTHERN RURALIST

Comes Twice a Month. See Our Special Offer on Pages 18 and 19. You Need It.

Hastings' Selected Carrot Seed

Our Prices Include Payment of Postage

Culture Carrots deserve a more general cultivation in the South than they now have. The young, tender roots are excellent stewed or boiled, either alone or with meat, as well as for seasoning and for flavoring soups. Sow 1 ounce seed to 100 feet of row. Sow seeds in shallow drills in August or September. Make several sowings about two weeks apart so as to give a succession crop. When plants are well started, thin out to four inches apart in the row. Sow in rich or well manured soil worked deep. This is a deep rooted crop and the soil should be prepared deep enough so that the roots can penetrate without difficulty. Cultivate frequently, keeping your ground free from weeds and grass. Best make drills 16 to 18 inches apart to allow easy working. In Florida and near the Gulf sow seed in September to December.

Chantenay (No. 65) This new stump rooted variety we consider the best of its class. It's a half-long sort unexcelled in quality and productiveness. Very uniform in growth. Flesh deep golden orange color. Roots 3 inches in diameter at top, about five inches in length, gradually tapering in a very symmetrical manner to the base. **Packet, 5 cents; ounce, 10 cents; ¼ pound, 30 cents; pound, \$1.00.**

Red St. Valery (No. 67) Roots very smooth and regular in growth, of large size, from 10 to 12 inches in length, and from 2 to 3 inches in diameter at the top, tapering gradually throughout. Rich, deep coloring, and free from hard core. A favorite with many of our customers, especially in sections subject to drought. **Packet, 5 cents; ounce, 10 cents; ¼ pound, 25 cents; pound, 80 cents.**

Half-Long Scarlet (No. 71) A favorite with market gardeners and for home use. Bright scarlet color and of fine flavor. **Packet, 5 cents; ounce, 10 cents; ¼ pound, 25 cents; pound, 80 cents.**

Danver's Intermediate (No. 68) Bright orange color, very smooth and finely formed. Produces more weight to the acre than any other half-long variety. **Packet, 5 cents; ounce, 10 cents; ¼ pound, 25 cents; pound, 80 cents.**




Chantenay Half-Long Carrot

Improved Long Orange (No. 69) Old, well known variety. Roots long and of a deep rich orange color. A very heavy cropper, so heavy in fact that it is profitable to grow for stock feed, although in quality it is a table carrot. **Packet, 5 cents; ounce, 10 cents; ¼ pound, 25 cents; pound, 80 cents.**

Oxheart or Guerande (No. 66) This fine variety is the best of the shortened, thick-formed carrots. Roots are four inches wide at top and taper to a 2-inch diameter at bottom. Length from five to six inches. Roots are very free from hard core and of the finest quality for table use. Both skin and flesh are highly colored. Being very short they are easily pulled from the ground, where the long sorts often have to be dug in heavy soil. **Packet, 5 cents; ounce, 15 cents; ¼ pound, 30 cents; pound, \$1.00.**

Large White Belgian Carrot (No. 70) The value of root crops for stock is just beginning to be appreciated in the South. One of the most valuable is the Belgian Carrot, an immense cropper, having produced as high as 20 tons of roots per acre. In the Central South they are easily kept for feed all through the winter, while in the Lower South they can be left in the ground all winter and pulled as needed. The use of carrots in connection with dry feed helps keep the animals in good condition, and in milk or dairy cattle the flow of milk is largely increased. One thing must be remembered when large crops are wanted and that is that the crop must be fed by manure or commercial fertilizers in proportion. Sow in drills 3 feet apart, using 4 pounds of seed per acre. When well up thin out the plants to 6 inches apart. They should be grown on land that has been previously cultivated and worked deeply. Give thorough cultivation throughout the season. **Packet, 5 cents; ounce, 10 cents; ¼ pound, 25 cents; pound, 70 cents; postpaid.**



Oxheart or Guerande Carrot

Celery For late summer and fall planting celery is strictly a crop for Florida and the lower Gulf Coast country, sections not ordinarily subject to extreme cold during the winter. It is a most important commercial crop for Florida and there is no reason why it should not be just as largely and successfully grown in South-west Texas as a market crop.

Culture Celery requires rich and moist soil. If not rich it can be made so by proper fertilizing. In Florida and Gulf Coast section sow seed in August and September in shaded beds, covering seed not over half-inch. When 6 inches high transplant to open ground. Celery planted as above should be ready for marketing in following March and April. This crop frequently brings in as high as \$1,500.00 per acre.

GOLDEN SELF-BLANCHING (No. 77) A variety for market gardeners. Any but French grown seed of this variety is worthless. We have imported seed direct from originator. **Packet, 15 cents; ½ ounce, \$1.25; ounce, \$2.00; ¼ pound, \$7.00; pound, \$25.00.** Seed Very Scarce.

Savannah Market (No. 78) Our finest variety for general planting in the South on the lighter classes of both sandy and clay soils. Strong, vigorous grower and will make a large crop where other sorts fail altogether. Large, solid and of first-class flavor. Stalks when well blanched are clear white and centers are light golden yellow. When quickly grown it is crisp and tender, making a fine appearance in market. Not recommended as a market variety for shipping from Florida. **Packet, 10c; ounce, 20c; ¼ pound, 50c; pound, \$1.50.**

Mexican Solid Celery (No. 80) Stalks rounded, crisp and solid. Its flavor is fully equal to that grown in the famous Kalamazoo (Mich.) celery district, having the rich, nutty flavor so desirable in celery. **Packet, 10 cents; ounce, 20 cents; ¼ pound, 50 cents; pound, \$1.50.**

White Plume (No. 76)--- Giant Pascal (No. 79) Old, well-known varieties, preferred by many planters. **Packet, 5 cents; ounce, 15 cents; ¼ pound, 50 cents; pound, \$1.50.**

Celeriac (No. 75) or Turnip Rooted Celery. It is mostly used for flavoring. Cultivate the same as for celery except that it requires no hilling up. **Packet, 5 cts.; ounce, 15 cts.; ¼ pound, 50 cts.**



Savannah Market Celery

YOUR SMALL ORDERS--WE WANT THEM

Thousands of seed planters think that a 10- to 50-cent seed order is too small to send. It's not. We are glad to have your order, no matter how small, and the better results in your garden make it worth while for you to send to us. Remember, there is no order so small or so large that it is not welcome at HASTINGS', and gets the best of attention.

Hastings' Best Cucumber Seed

FOR SOUTHERN SUMMER AND FALL PLANTINGS

There is a steady increase in the planting of cucumbers all over the South in summer and fall during late years, and limited plantings are usually found to be more profitable than in spring. In this latitude cucumbers can be planted in July and August and later farther South. In Florida and along the Gulf Coast August and September plantings are profitable as a shipping crop. If insects trouble you, dust the plants with Bug Death, the safe but sure insecticide. See page 43.

HASTINGS' WHITE SPINE (No. 180) The one best variety of

Finest Extra Dark Strain er, for the gardener for nearby markets and the family garden. Our illustration on this page shows its size and shape perfectly. In size, shape and prolificness it's right for all purposes. For the cucumber shipper it has the great advantage of "holding up" in color during long distance shipping, reaching market with the same fresh appearance that it had on the vine in the field. It has all the good points a cucumber can have and none of the bad ones. It's always crisp, tender and fine looking, and in color it's just the right shade of green. During the past six or seven years we have sold thousands of pounds of the **Hastings' White Spine**, and that is the very best evidence we can give you that it is an "all right" cucumber. Packet, 5 cents; ounce, 10 cents; ¼ pound, 30 cents; pound, \$1.00; postpaid. 10-pound lots, not prepaid, 75 cents per pound.

THE KLONDIKE CUCUMBER (No. 184) When the Klondike

Our Special Strain was originally introduced we were much impressed with many of its good points but it was so irregular that we did not care to catalogue it until it had been bred up to a satisfactory strain. We have now a special strain of it which is regular in size, color and growth and we are sure that you will be pleased with it. It's a very attractive dark green variety with a green that stays for days after being picked and shipped. The cucumbers are 7 to 8 inches long, 2 to 2½ inches in diameter and very regular in size and shape. Extra early, very crisp and unsurpassed for slicing. When young makes excellent pickles. Prolific, very hardy and a sure cropper. Packet, 5 cents; ounce, 10 cents; ¼ pound, 30c; pound, 90c; postpaid. 10-pound lots or over, not prepaid, 75c per pound.

Davis Perfect Cucumber (No. 179) An almost ideal cucumber in shape, rich dark green color; it is uniform and regular in size; is exceedingly tender and as a slicing cucumber for the table is almost unsurpassed. This is a favorite with shippers in some parts of Florida and Texas; it is almost seedless, one-third of its length from the stem end, and the seeds that are contained in it when in slicing condition are so small and tender that they are almost unnoticeable. It is an exceedingly prolific variety. Packet, 5 cents; ounce, 10 cents; ¼ pound, 30 cents; pound, \$1.00; postpaid. Ten-pound lots or over, not prepaid, 75 cents per pound.

Early Fortune Cucumber (No. 175) One of the more recent in-roductions and is very much liked by market gardeners in parts of Florida and Texas as a variety for shipment to Northern markets during the fall months, holding as it does its dark green color for many days after picking. Early Fortune is of a very deep green color and does not show up much white color before maturing as does most of the old strains of the **White Spine**. Stays plump and fine looking long after reaching markets in the North. It's of good shape, very regular growth and an extra dark green color, very seldom found in the older strains of cucumber. Packet, 5c; ounce, 10c; ¼ pound, 30c; pound, \$1.00; postpaid. Ten-pound lots or over, not prepaid, 75 cents per pound.

Improved Long Green (No. 181) One of the old time favorites of the South. Fruits extra long, of good size and holds the dark green color until well matured. Crisp, tender and free from bitterness, making a splendid slicing cucumber. When 3 to 4 inches long they are fine for pickling. A good variety for planting at all times, from earliest spring to late summer and fall. Packet, 5 cents; ounce, 10 cents; ¼ pound, 25 cents; pound, 75 cents; postpaid. Ten-pound lots or over, not prepaid, 60 cents per pound.

JAPANESE CLIMBING CUCUMBER One of the best for late summer and

(No. 185) early fall planting, being a specially vigorous grower, vines often attaining twice the length of the common varieties. The young plants are bushy, but as soon as they become well established begin to climb and may be grown on fences, poles or trellises, thus saving much valuable space in small gardens. With this cucumber the product of a given area can be increased three-fold. Fruits are 10 to 12 inches in length, of a fine dark green color; flesh is thick and firm, never bitter, has few and very small seeds and is fine for pickling as well as slicing. It is a very prolific variety and the fruits being raised well above the ground they never suffer from wet weather or insects, the vines being practically proof against mildew and continue bearing until very late. Packet, 10 cents; ounce, 15 cents; ¼ pound, 40 cents; pound, \$1.25; postpaid.

Our Everbearing Cucumber (No. 186) This is our most popular variety for home gardens on account of its everbearing character; first fruits are ready very early, then the vines continue to flower and produce fruits continually until killed by frost, whether the ripe cucumbers are picked or not, thus differing in this respect from all other varieties. A single vine would show at the same time cucumbers in every stage of growth. Splendid for slicing, but size is rather small, but they are perfect in shape and of a fine green color and just the right size for pickling. Packet, 5 cents; ounce, 10 cents; ¼ pound, 25 cents; pound, 85 cents; postpaid.

Early Frame (No. 182) Two well-known varieties. Early Frame is a desirable variety for home gardens for slicing.

Chicago Pickle (No. 183) Chicago Pickle is strictly a pickling variety. Each, packet, 5 cents; ounce, 10 cents; ¼ pound, 25 cents; pound, 85 cents; postpaid.

FULL SATISFACTION FOR OVER 17 YEARS

"I have been ordering seeds from you for over 17 years and have never found any seeds from you which have given me any trouble. I have never failed to get what my order called for. I have tried many other seeds, but none of them have been equal to yours. Hastings' Seeds for me, first, last and all the time."

MRS. ALMA CAMP, Comanche County, Texas.

FINEST CUCUMBER ON EARTH—EXTRA DARK STRAIN OF HASTINGS' WHITE SPINE CUCUMBERS FOR SOUTHERN TRUCK GROWERS



EGGPLANT

While this is a crop mostly grown from winter and spring sown seed in most localities it has been found a most satisfactory and profitable crop for late fall and winter shipment from South Florida. For October to January shipment seed should be sown during July and August. The result from an acre or two of eggplant planted in Florida at that season is often surprisingly satisfactory. It is usually customary to plant one-half pound of seed to furnish plants for an acre.

Hastings' Improved Large Purple Thornless Eggplant (No. 190)

This variety is the standard for purity and excellence for Eggplant in all the market gardening sections of the South. It has been grown for 19 years by market gardeners with profitable results and in the home gardens with entire satisfaction. Our seed is pure and the plants thornless. There is no crop we exercise more care in and in which our constant and continued selections show better results. In a properly cultivated crop streaked or off-colored fruit is almost unknown. Plants are large, strong and vigorous, each plant producing from 5 to 8 large fruits of dark, rich purple color. The earliest of all large fruited varieties and always gives satisfaction with proper cultivation, and the vigor and strength of this variety makes it less subject to the effect of "blight" and "dieback," which is so disastrous to this crop in so many sections. Packet, 10 cents; ½ ounce, 20 cents; ounce, 35 cents; ¼ pound, \$1.10; pound, \$4.00.

Florida High Bush (No. 189)

Desirable for home gardens and nearby markets. Packet, 10 cents; ½ ounce, 15 cents; ounce, 25 cents; ¼ pound, 85 cents; pound, \$3.00; postpaid.

Leek, Large Carenten (No. 203)

Leeks are very similar to onions except that they do not make bulbs. The stems grow quite large and are cut up and used in soups or else boiled like onions. The culture is the same as for onions. Sow at same time.


The Large Carenten is the best variety for the South. Packet, 5 cents; ounce, 15 cents; ¼ pound, 40 cents; pound, \$1.25.

KOHL-RABI

A vegetable largely grown by the German gardeners. Has a very delicate flavor.

Early White Vienna Kohl-Rabi (No. 202)

The bulbs grow to the size of an apple when ready for use, and are of a pale whitish green color. They have a delicate cabbage-like flavor. Per packet, 5 cents; ounce, 20 cents; ¼ pound, 50 cents; pound, \$1.75.



Hastings' Improved Large Purple Thornless Eggplant

BORECOLE OR KALE FOR WINTER GREENS

We sincerely wish we could get our friends to grow Kale more extensively, as it is so much superior in eating qualities to the collard. Kale is more hardy than cabbage and will stand through the entire winter in any ordinary season in the Central and Lower South. It is much improved in quality by being touched by frost. Of all the cabbage tribe this is the most finely flavored, and it would be more generally grown were its good qualities more widely known. The tall varieties should be sown thinly in drills in August and September, the dwarf sorts one month later. It is a favorite vegetable to furnish "greens" in the South during winter and spring, and for that use there is nothing better.

Early Green Curled Also variously known as "Dwarf German," "Dwarf Curled Scotch," and "Siberian." (No. 200) This is the variety usually sown in the fall for spring use. It is rather low growing, with fine curled leaves of deep green color. The young leaves are tender and delicate in flavor. Packet, 5c; ounce, 10c; ¼ pound, 25c; pound, 70c.; Ten pounds, not prepaid, \$5.00.

Tall Green Curled Scotch (No. 201) Tall growing, very ornamental variety. Packet, 5 cents; ounce, 10 cents; ¼ pound, 25 cents; pound, 70 cents.



Early Green Curled Kale or Borecole

Plant Hastings' "100-Bushel" Oats This Fall

on a few acres of fairly well prepared land and you won't have to run to the supply merchant when your corn gives out in the spring.

Hastings Lettuce Seed For Market Crops

Lettuce seed is one of our greatest specialties, and in addition to supplying over three hundred thousand family gardens each year we sell thousands of pounds of our highest grade lettuce to shippers and market gardeners. Our four great market varieties, **BIG BOSTON**, **FLORIDA HEADER**, **DIXIE HARD HEAD** and **CALIFORNIA CREAM BUTTER** have no equals. The high quality of **HASTINGS' Lettuce Seed** is known everywhere in the South where Lettuce is grown, for purity, hardness of heads, and a slowness to run to seed. Our lettuce seed is all grown in California by the most careful lettuce seed grower in the world, and the crops are personally inspected by Mr. Hastings almost every year during the growing season so as to insure the quality being kept up to the **HASTINGS** standard. Do you know of any other seed firm where the head of the house, or even an employee, will travel over 6,000 miles each year to see that every possible care is taken to have the lettuce seed just right?



A Field of Our **BIG BOSTON** Lettuce Ready for Shipment—Note the Regularity of Growth—**HASTINGS' Seed** Does It



Hastings' Drumhead White Cabbage Lettuce

BIG BOSTON (No. 210) The illustration shows a field of lettuce from our **Big Boston** Seed. It is perfection in that variety and you cannot buy any **Big Boston** lettuce at any price that is superior to our strain. The heads of this strain are so firm and solid that almost every head has to be cut open before the seed stalks can grow. It is a standard market garden and shipping variety, being grown almost exclusively in many sections for shipment and for market. Extra large, round, firm heading variety and makes a good appearance in market. Our seed of this variety is grown for us by a lettuce seed specialist whom we consider the best in the world. Our seed of **Big Boston** is the purest and hardest heading stock that you can obtain. **Packet, 5 cents; ounce, 15 cents; ¼ pound, 40 cents; pound, \$1.25; postpaid; 5 pounds or over at \$1.00 per pound.**

HASTINGS' DRUMHEAD One of our earliest in-roductions and no variety that we have ever carried had a steadier sale. It is not a shipping variety, but belongs to the crisp leaved class. Superb for home gardens and nearby markets. When properly grown it reaches extra large size. One gardener near Gainesville, Florida, produced a single head weighing nearly four pounds. It is always large, with outer leaves a clear, light green color, inside of the head being almost pure white. Leaves are large, extra crisp and tender and entirely free from all bitter taste. Especially good for fall and winter plantings in Florida and the Gulf Coast. **Packet, 5 cents; ounce, 15 cents; ¼ pound, 30 cents; pound, \$1.00; postpaid.**

HASTINGS' ICEBERG A beautiful as well as useful variety, being exceedingly crisp and tender, growing a long time before running to seed. Known as a "crisp leaved" variety. Is a hard header. Splendid for either open ground planting or for forcing under glass. Heads of conical shape and medium size. Heads tightly folded and blanched to a beautiful white. Outer leaves light green, growing closely up around the head. **Packet, 5c; oz., 15c; ¼ pound, 40c; pound, \$1.25; postpaid.**

Hastings' Florida Header (No. 215)

Florida Header is one of our favorites that has stood the test of time. We have sold it for 19 years, and it is recognized as one of the leading varieties for either market or home use. No better variety exists for anyone who wants large, solid heads; heads quickly, and is slow to run to seed. Very resistant to both heat and cold, passing through severe freezes practically unharmed. Crisp and tender, and its fine appearance adds greatly to its selling qualities. In field tests it held up over two weeks over Big Boston before running to seed. **Packet, 5 cents; ounce, 15 cents; ¼ pound, 35 cents; pound, \$1.25; 5 pounds, \$5.00.**

Hastings' Superba Lettuce (No. 212)

The biggest lettuce, a most beautiful, solid, extra large heading variety especially resistant to heat. Outside leaves light green, becoming more and more yellow towards the center. Especially desirable for home gardens and nearby markets, but not for shipment. For crispness, tenderness and freedom from bitterness it is unexcelled. **Packet, 5 cents; ounce, 20 cents; ¼ pound, 60 cents; pound, \$2.00; postpaid.**

New Dixie Hard Head Lettuce (No. 221)

(See illustration below.) In a visit to one of our California seed farms some years ago, our Mr. Hastings was most favorably impressed with this new extra hard heading lettuce. It was such a hard



Hastings' Florida Header—A Superb Shipper for All Parts of the South



header that it was very difficult to get it to produce seed. Each year we are more and more impressed with its great value, both for the home and market gardener as well as superiority over any other known variety for hardness of head and slowness to run to seed.

In general character of growth and appearance it is much like the California Cream Butter, but is a much harder header, presents better appearance in a market, and is slower than any other variety to run to seed. Heads are large and solid. Seed supply rather limited as yet. **Packet, 5 cents; ounce, 20 cents; ¼ pound, 65 cents; pound, \$2.00; 5 pounds, \$8.00.**

California Cream Butter (No. 220)

Also known as "Royal" in some localities. Good for open ground planting at all seasons in the South. Fine variety for market gardeners and shippers. Heads large and solid, the inside bleaching to a beautiful cream yellow when properly grown. The pure strain of this variety can be distinguished by the small spots on the outer leaves. Our stock is strictly high grade and of the purest strain, grown on the California farm that is noted for the production of high quality seed of this variety. **Packet, 5 cents; ounce, 15 cents; ¼ pound, 35 cents; lb., \$1.25; 5 pounds or over at \$1.00 per pound.**

Well Known Varieties of Lettuce

These old varieties need no description. Grand Rapids, Improved Hanson, Prize Head, All-Year-Round, B. S. Simpson, White Paris Cos. Each, packet, 5 cents; ounce, 10c; ¼ pound, 30c; pound, \$1.00; postpaid.



California Cream Butter or Royal Cabbage Lettuce

BERMUDA ONIONS

A Money Making Vegetable Crop For the South



White or Yellow Bermuda Onions from Hastings' Seed Grown in Florida—This Crop Netted the Grower Nearly \$1,000.00 Per Acre.

THE MILLION DOLLAR CROP FROM HASTINGS' SEEDS

We Started Bermuda Onions as a Crop

Some 24 years ago we began talking Bermuda Onions as a commercial crop. We knew the Bermuda Onion and had full confidence that, once it became known, there would be a market for it that would put hundreds of thousands of dollars in Southern truck growers' pockets. The development of this great industry in Texas, Florida and other states has justified our judgment fully. It is now one of the great Southern vegetable crops, the safest, surest vegetable crop a man can plant right on year after year. It has reached its greatest development in Southwest Texas where, during the shipping season, solid train loads of Bermuda Onions leave daily for Northern and Eastern markets.

While Texas is the most important Bermuda onion growing state, this crop is assuming larger proportions each year in Florida, California, Louisiana, Mississippi, Alabama and Georgia.

This development of a new and great industry has been possible through genuine, good, unmixed seed obtained from Hastings. If it hadn't been for Hastings there would probably be no Bermuda Onion industry in Texas now.

The Bermuda Onion is the safest vegetable crop that you can grow. It's adapted to the Southern third of Texas, the coast sections of Georgia, Alabama, Mississippi, Louisiana, all of Florida, and the valley lands of Southern California. The Bermuda Onion grower has a sure and steady market for his product, North, South, East and West, and it seldom nets him less than 1½ cents per pound, and often 3 and 4 cents. Its importance as a money crop can hardly be over-estimated. Let the consumer once get a taste of genuine Bermuda Onion, he will buy no other so long as a Bermuda is on the market. No gardener should fail to grow them either for market or home use.

We Have Sold 80 Per Cent of the Seed

There is no other seed house in this or any other country that has sold 80 per cent or even 50 per cent of the seed used in any one great crop for a series of years. We have sold 80 per cent of the Bermuda Onion seed used in the United States up to and including 1914. We are not saying this as a matter of boasting but simply stating a fact. It is an unequalled record and there must naturally be a reason for it, especially so when our prices for seed are as high or higher than those of other firms. Why is it, then, that we sold such a large proportion of the seed used in a commercial crop worth millions of dollars? It's all a question of seed quality. Hastings' Bermuda Onion Seed is the only seed that has been of even grade—seed that has gone on and "made good" year after year in the actual crop tests. Almost every seed house that sells seed in the South has tried on Bermuda Onion seed. None of them have ever been able to get a quality equal to Hastings', and most of them have given up attempting to sell in the commercial onion-growing districts where high quality is insisted on by the growers. These men, with their years of experience in onion growing, have learned the impossibility of growing the big paying crops with inferior seed, not true to name, seed that makes thick necks and scallions instead of fancy onions. Mr. T. C. Nye, of Laredo, Texas, who uses our seed exclusively, reported one crop of 400,000 pounds (8,000 crates) without any culls. This is a combination of first-class cultivation and first-class seed.

Every pound of seed we sell is the best that can be grown with carefully selected and bred stock running back for more than a dozen years; then the seed is thoroughly re-cleaned of every light and imperfect seed. It is equaled by no seed yet produced or offered by any other person or firm.

\$100.00 to \$600.00 PER ACRE CLEAR PROFIT

Send For Our Valuable Special Pamphlet On Bermuda Onion Culture

Every year we have hundreds of letters asking for information about this crop and we have just prepared a new and up-to-date pamphlet on Bermuda Onion Culture. It gives the methods of the most successful growers, both with and without irrigation. It takes up fully the subjects of preparation of soil, fertilizing, cultivation, seed-beds, transplanting, harvesting and packing. It takes up the whole subject and gives all the information necessary to enable the careful grower to make a successful crop.

No seed firm in this country has been in such close contact with the Bermuda Onion industry as we have or is in better position to give you information covering the growth of this crop under the

different conditions existing in the various Southern States. This crop is being grown successfully and profitably in every Gulf State and there is plenty of room for thousands of acres more in these states, both for home markets and shipment.

Onions cannot be grown with the same careless cultivation as cotton or melons or beans, but for the grower who is willing to give an onion crop the care it needs, no more profitable vegetable crop can be found. Enormous yields can be made, Florida reporting 700 bushels per acre, with Georgia, Alabama and Mississippi not far behind that. This pamphlet is free. It shows how growers are clearing \$100.00 to \$600.00 per acre net profit. You can do likewise.

You Must Have The Genuine Seed to Succeed

No crop, with the possible exception of cabbage, depends more on the genuineness and quality of the seed for a successful crop. Outside of the Hastings' importation there is little Bermuda Onion seed that's safe to plant for the man who wants to make successful crops. There is not a seed house in the country except ourselves whose Bermuda Onion seed has made good with the growers right on year after year. It's the only dependable Bermuda Onion seed sold in the United States. Others occasionally get hold of a small lot of good seed, then fall down on quality the next year. This experience has been repeated over and over again.

We could fill this entire catalogue with letters from onion growers who have depended on seed from other sources than **Hastings'** to their sorrow. **Hastings'** Bermuda Onion seed (Crystal Wax, Bermuda White, and Bermuda Red) always "makes good" everywhere and every year, in good growing seasons and bad. It has stood the test of 24 years continuous planting without a "fall down." There have been all sorts of cut-price propositions put up to the growers in years past. There are beginners in onion-growing every year and older ones wanting to take chances for the sake of saving a few cents per pound in seed cost.

Veteran onion growers like T. C. Nye, of Laredo, Texas, are not caught by offers of a cut price. When they start a crop they want to feel sure that the seed is right, and when Bermuda Onion seed comes from **Hastings'** they know it's all right. Mr. Nye has made \$7,000 clear net profit from his 20 acres in a year, and it wasn't a specially good year for onions either. In Bermuda Onion Seed it's a whole lot better to be sure at planting time than sorry at harvest.



Hastings' Crystal Wax Bermuda Onion—The Pure Waxy White Variety

There Is No Seed "Just As Good As Hastings'"

Readers of this catalogue who have been in the Bermuda Onion business for years have representatives of other seed houses call on them and the talk put out is always "Our seed is just as good as **Hastings'**." They are not telling the truth, and what's worse, they know that they are not telling the truth. Not a single house has sold seed in the Bermuda Onion territory that has made good two years in succession. The truth of the statement can be borne out by every onion grower in the large onion growing districts. There has never been a crop of Bermuda Onions produced from seed from other houses that has equaled crops from **Hastings'** for purity, shape and yield per acre. Every record crop of Bermuda Onions produced in this country has been from **Hastings'** seed. Practically every seed

house in the United States that attempts to do Southern business has taken a shot at this Bermuda Onion business during the last 15 years and none of them have succeeded. Why? Simply because the seed has not "made good." They have not the right growing arrangements. The seed is not "bred up" properly. This mongrel, more or less "scrub" onion seed has occasioned losses of hundreds of thousands of dollars to growers in Texas, Florida and other States. This seed makes ill-shaped, thick neck, unsatisfactory onions, while much of the seed sold is not Bermuda Onion seed but Italian and Spanish varieties that are worthless in the South. If there is one crop you can't afford to take chances on the seed, it's Bermuda Onions. If you plant **Hastings'** Bermuda Onion Seed you are safe.

It's Much Better To Be Sure Than Sorry

Harvest time tells the tale and the onion grower who for the sake of saving a dollar or so per acre in planting is reasonably sure of losing a hundred or more in the crop.

Mr. T. C. Nye, of Laredo, Texas, pioneer of the Texas Bermuda Onion industry, once said in a letter to us:

"I have always purchased my onion seed from **Hastings** except on two occasions, when I wished to place additional orders with them, and found that they had already accepted orders for as much seed as their contracts would yield, and so I was compelled to buy part of my seed from other parties. I can say that I never got from any other source the same pure seed that I got from **Hastings**.

"I have bought Bermuda Onion seed from **Hastings** all the years that I have been in the Bermuda Onion business, and I will never buy from any other house as long as I can get them from him.

"The planter who lets every dealer in Bermuda Onion seed catch his order is very foolish, and takes a risk that no sensible man ought to incur. Any speculation with the business is more than likely to land a man in the poorhouse.

"I am confident that during this season the sensible and reliable growers of this section are placing their orders with **Hastings'**, as we have fully satisfied ourselves that their seed is more reliable than the seed sent out by other houses. **Hastings'** seeds are good enough for me, and when I can't get them, there won't be any other seed planted on my place, even if the land should remain unplanted."

There is many a man in Texas and Florida who has "gone broke" as a result of buying cheap and inferior Bermuda Onion Seed. Unless the seed is right there is absolutely no chance for success with this crop. With right seed it is the safest vegetable crop a man can plant in any section that it is adapted to.

TIME FOR DELIVERY OF THE NEW 1915 CROP SEED

We positively will not fill any orders for Bermuda Onion Seed until after the arrival of the new 1915 crop seed. This will be some time between August 10th and 25th. Seed should not be planted before September 15th, while after September 25th is better. Send in your order for onion seed as early as you wish. Same will be booked and the seed sent you just as soon as we can get it thoroughly re-cleaned after its arrival in Atlanta.

White or Yellow Bermuda Onion (No. 288) The most widely and largely planted of the Bermuda varieties. Before we introduced our Crystal Wax this was generally called white to distinguish it from the Bermuda Red, although it is a light yellow or straw color. Since the appearance of Crystal Wax on the markets the produce trade of the country began calling this variety "yellow" to distinguish it from the pure white Crystal Wax. This has led to some confusion as to the name and from now on we shall list it under the name of White or Yellow to avoid any misunderstanding. We make this explanation, for many who plant this variety for the first time expect it to be a pure white in color.

Our illustration on page 36 shows the Bermuda White or Yellow as grown in Florida from seed sown October 1st. Less than six months from seed sowing to the fully matured onions. No onion grown compares with the Bermuda in mildness of flavor, and for this reason it is immensely popular with millions of people who dislike the strong flavor of most of the varieties. You will make no mistake in planting the Bermuda Onion. Large packet, 10 cents; ½ ounce, 15 cents; ounce, 25 cents; ¼ pound, 75 cents; pound, \$2.50; postpaid.

Hastings' Crystal Wax Bermuda (No. 289) The most attractive onion in the world. Our own production and one that we have been exceedingly proud of. It is an absolutely pure white Bermuda Onion with a most beautiful waxy appearance that makes it sell on sight in the retail markets. In New York and other large markets our Crystal Wax usually sells at 25 to 50 cents per crate above the Bermuda White or Yellow. Here in Atlanta markets it has largely displaced all other onions during spring and early summer months. Except in color it is identical with the Yellow Bermuda, has all the desirable qualities of the old variety combined with much more handsome appearance. Seed of this is always in short supply, as it is a very light seeder. Packet, 10c; ½ ounce, 20c; ounce, 30c; ¼ lb., \$1.00; lb., \$3.50; postpaid.

Red Bermuda Onion (No. 287) Our genuine Bermuda Red is the favorite everywhere in the South for home use and Southern markets. Identical in size, shape and mildness with our White Bermuda. The color is a pale, waxy red, and it is just the right variety in all sections where a red but mild onion is preferred. Large packet, 10c; ½ ounce, 15c; ounce, 25c; ¼ pound, 65c; pound, \$2.00; postpaid.

BERMUDA ONION SETS FOR EARLIEST CROPS

We do not advise the use of onion sets exclusively for the large commercial crops. There is a high priced demand for limited quantities of Bermuda Onions both for shipment and to supply the demand for local or nearby markets throughout the South and the planting of a small part of the onion acreage in sets is usually found profitable. As a rule onions grown from sets are not as well formed as those grown direct from seed, but this is not a serious drawback on the early markets.

For earliest shipments or to meet the local market demand for full grown onions early the planting of sets has a distinct place in the fall gardening operations. These Bermuda Sets grown from Hastings' genuine seed ripen fully grown onions four to six weeks ahead of crops grown direct from seed. If you want an extra early onion crop plant some of these Bermuda Sets this fall. Sets ready for delivery about September 1st, possibly a little earlier.

Bermuda White or Yellow The genuine White or Yellow Bermuda Onion of the great commercial crops. In the set form they often have a rather reddish colored skin, but on maturity are a light straw color. Pound, by mail, postpaid, 30 cents. By express or freight, not prepaid, peck (8 pounds), 90 cents; bushel (32 pounds), \$3.00.

White Multipliers Finest sets for earliest crop. Pure white color, very productive, one set frequently making 20 bulbs in one season. Right size for bunching or pickling. Their greatest value is for an early onion for bunching green, coming in three to four weeks ahead of any other onion. Pound, 40 cents; postpaid, Peck, (8 pounds), not prepaid, \$1.00; bushel (32 pounds), \$3.50.

Silver Skin Sets Sets of White Portugal or Silver Skin Onion. Large white onion. Pound, 25 cents; postpaid. Peck (8 pounds), not prepaid, 70 cents; bushel (32 pounds), \$2.25.

Yellow Danvers Sets Forms globe-shaped yellow onions. Lb., postpaid, 25c; peck (8 lbs.), not prepaid, 60c; bushel (32 lbs.), \$2.00.

Garlic Pure Italian Garlic. Pound, 50 cents; 2½ pounds, for \$1.00; postpaid.



White Multiplier Onion Sets

Turn 50 Cent Dollars Into Dollar Dollars

For some fifty years the farmers of the South have been getting their pay in 50 cent dollars. No, we are not raking up the old "free silver" and "gold standard" discussion of the Bryan-McKinley campaign of 20 years ago, but just trying to get you to see that you are only getting about half value out of the Cotton Dollars, the Peach Dollars, the Tobacco Dollars, the Orange Dollars, and so on down the list of the so-called "money crops" of the South.

All sections of the Cotton Belt and the Lower South are notorious food, grain, hay and canned vegetable buyers. We get in hundreds of millions of dollars every year and few of them stick. Why? Because as fast as these dollars come in they go to pay debts made for food and grain supplies, and in most cases at two to three times what those same supplies would have cost if grown on the buyer's own acres. You can't, we can't, your neighbors can't ever reach any considerable degree of prosperity by selling everything you produce at lowest wholesale market price and buying everything you need and must have at highest retail prices. This is exactly what most of our people are doing now.

That's why we say that you are only getting about 50 cents real value out of the dollars received for your "money crop." It isn't the government's fault or the railroad's fault or anybody's else fault except your own.

It's time for you to begin turning your present 50 Cent Dollars into Dollar Dollars. The way to begin is to plant first of all a good big family fall garden; then oats, rye, barley, wheat, alfalfa and the dozen and one things that ought to be planted on the farm of every self-respecting farmer. These are the things that turn 50 Cent Dollars into Dollar Dollars. The time to start doing this is now.

OTHER GOOD VARIETIES OF ONIONS FOR THE SOUTH

In the previous pages we give a great deal of space to the Bermuda varieties. They are the most important for fall planting for Florida, and all along the Gulf Coast. The Bermudas are the earliest to mature, and hold a distinct place, both as a commercial crop as well as for home gardens and nearby markets. There is a place, however, that they do not fill. They are early and the quantity of them grown is so small compared with the large and steady demand for onions that the Bermudas seldom take care of the market over two months in the year. This leaves a nine or ten months' demand to be supplied with other varieties, for the Bermudas, carelessly handled, do not keep well over three months. Carefully handled, however, we have known them to last in Florida from April until Christmas.

Many have the idea that the American varieties, such as Prizetaker, the Hastings' White, Yellow and Red Globe Onions and others cannot be grown in the Lower South. We have seen first-class onions of Prizetaker grown as far South as Miami, Florida, which is some 400 miles south of the Georgia line. Planted during October they mature 4 to 6 weeks later than the Bermudas, but being of slower growth they are firmer, and are naturally longer keepers. Try a few of these varieties this fall, growing them direct from seed. You can easily have onions all the year round, either for home use or nearby markets by planting the Bermudas for first early, followed by almost any of the varieties on this page.

Hastings' Snow White Globe Onion (No. 292) Our illustration shows the shape of these onions. Hand-some snow-white bulb, with a waxy appearance. It is large, firm, rather mild, and a first-class keeper. Remarkably even and uniform in growth, will always prove a favorite wherever it once appears on market. Large packet, 10 cents; ½ ounce, 15 cents; ounce, 25 cents; ¼ pound, 75 cents; pound, \$2.50.

Hastings' Dark Red Globe Onion (No. 291) This variety has a richness in coloring of the skin that is found in no other. Onions are large, perfectly globe-shaped, and of rich, deep dark red color. Exact shape and size of the White and Yellow Globe, the only difference being in the color. Large packet, 10 cents; ½ ounce, 15 cents; ounce, 25 cents; ¼ pound, 75 cents; pound, \$2.50.

Hastings' Yellow Globe Onion (No. 293) Like the Snow White and Dark Red, it has a distinct globular shape. All our Globe Onions are extra large in size, and large croppers as well as first-class keepers from the firmness and solidity of the flesh. Color a very light shade of straw yellow, almost the same color as the Bermuda White. Large packet, 10 cents; ½ ounce, 15 cents; ounce, 25 cents; ¼ pound, 75 cents; pound, \$2.50.

One Large Packet Each of Hastings' 3-Globe Varieties for 25 Cents, Postpaid

Australian Brown (No. 297) Neat, round shape, firm and solid and a splendid keeper. Fine flavor, skin an amber brown color. One of the best for fall plantings. Packet, 5 cents; ounce, 15 cents; ¼ pound, 45 cents; pound, \$1.25; postpaid.

HASTINGS' PRIZETAKER ONION

(No. 296) We have the Prizetaker Onion of the best American growth, far superior to all imported seed of this variety.

It has been successfully grown in all parts of the Central South with both spring and fall sowings. The illustration shows the shape of this variety perfectly. It is an immense onion, measuring from 12 to 18 inches in circumference. Fine bulbs have been raised weighing from 4 to 5½ pounds each. It ripens up hard and firm and presents a handsome appearance. Flesh is white and fine grained with mild flavor. Packet, 5 cts.; oz., 20 cts.; ¼ pound, 60 cents; pound, \$2.00.

Extra Early Barletta (No. 295)

Small, pure white pickling, growing small round bulbs about one inch in diameter. Just the right size for pickling. Packet, 5 cts.; ½ oz., 15 cts.; oz., 25 cts.; ¼ lb., 75 cents; lb., \$2.50.



The Hastings' Globe Onions, White, Red and Yellow

Color a very light shade of straw yellow, almost the same color as the Bermuda White.

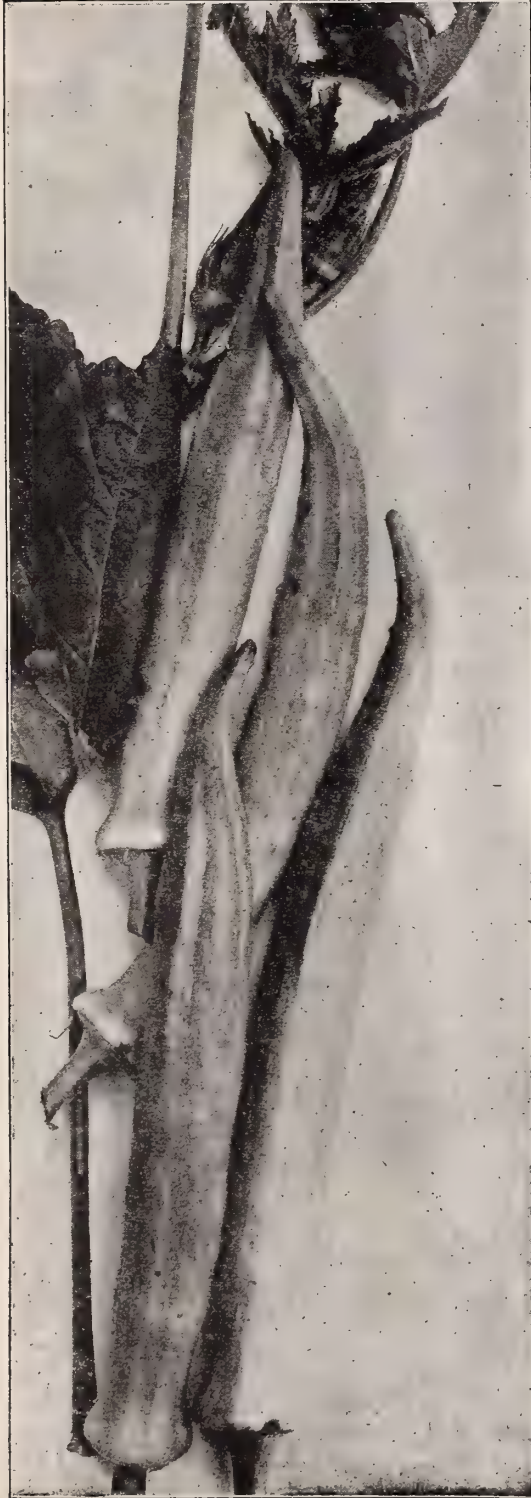
Louisiana Creole Onion (No. 298) A flat, light-red variety, grown extensively in Louisiana, Mississippi and other parts of the South. Very fine and solid, a splendid keeper. Good heavy cropper, but strong flavored. We do not recommend it to those who want a mild onion. From six weeks to two months later in maturity than the Bermuda. Delivery of new crop seed (Louisiana grown) about September 1st. Packet, 10 cents; ounce, 25 cents; ¼ pound, 85 cents; pound, \$3.00.



Hastings' American Prizetaker Onions Grown Direct from Seed in Georgia

MUSTARD FOR SOUTHERN FALL PLANTING

One of the most popular and useful of the fall, winter and early spring salad plants, and hardy throughout the South. Sow August to November. Florida plantings can be made throughout the winter months. Fine for salad, like lettuce.



Perkins' Mammoth Long-Podded Okra

Chinese Mustard

(No. 277) Superior to the Southern Curled in size, quality and flavor. See the engraving, which is a good representation of it. Packet, 5 cents; ounce, 10 cents; ¼ pound, 25 cents; pound, 75 cents; postpaid.

Giant Southern Curled

An old and well-known variety (No. 278) used in all parts of the South for salads like lettuce and for boiling. Our strain of this variety is what is sold by many as the "Ostrich Plume." Packet, 5 cents; ounce, 10 cents; ¼ pound, 25 cents; pound, 75 cents; postpaid.



Okra or Gumbo A most healthful vegetable and a general favorite in all parts of the South. It can be planted in the Central South up to August 1st and into September in Florida. Many of the Florida truck growers find this a very profitable crop for fall and winter shipment.

Perkins' Mammoth Long-Podded Okra (No. 306)

This Okra is the best for market and shipping purposes, being used by the Florida shippers almost exclusively to grow for market. We have greatly improved the original strain as introduced by us and now its productiveness is simply wonderful, the pods shooting out from the bottom of the stalk within three inches of the ground, and the whole plant is covered with them to the height of a man's head, five to six feet. Pods are an intense green in color, of unusual length, nine or ten inches, very slim and do not get hard as is the case with other okras. Packet, 5 cents; ounce, 10 cents; ¼ pound, 20 cents; pound, 60 cents; 10 pounds, not prepaid, \$4.50.

White Velvet Okra (No. 305) A standard variety for home use and local markets. We have a specially fine early strain of this variety, with medium size, round, smooth pods, free from ridges and not prickly to the touch. This strain of White Velvet we find to be the best of all white varieties. Packet, 5 cents; ounce, 10 cents; ¼ pound, 20 cents; pound, 60 cents; postpaid. 10 pounds, not prepaid, \$4.50.

PARSLEY An extremely beautiful plant used for garnishing. Can be sown in either fall or spring in drills 15 inches apart. When plants have become strong thin out to six inches apart in the row. Parsley seed usually takes three to four weeks to germinate. Soak seed twelve hours in water before planting. Keep beds free from weeds and grass.

Extra Moss Curled (No. 308) Our fine strain of Extra Moss Curled is the most ornamental of all varieties. It is handsome enough to have a place in your flower garden. It is a favorite sort for garnishing and to supply hotels and markets. It is planted almost exclusively by Atlanta market gardeners for that purpose. Packet, 5 cents; ounce, 10 cents; ¼ pound, 30 cents; pound, \$1.00.



Moss Curled Parsley

Double Curled (No. 309) Plants of dwarf, compact growth and the young leaves have the edges heavily crimped, giving it a general appearance of coarse moss. Often used by market gardeners. Packet, 5 cents; ounce, 10 cents; ¼ pound, 25 cents; pound, 75 cents.

Plain Leaved (No. 310) Is very hardy, a strong grower, and excellent for seasoning, for which purpose it is grown almost exclusively. Packet, 5 cents; ounce, 10 cents; ¼ pound, 25 cents; pound, 65 cents.

PARSNIPS In the fall in Florida and along the Gulf Coast, sow from September to December for winter and spring crop. Parsnips are a most desirable vegetable.

Improved Hollow Crown (No. 311) The best all-round variety of parsnips for the South. The leaves start from a small depression in the crown, giving it the name. Rich, sweet flavor and very productive. Packet, 5 cents; ounce, 10 cents; ¼ pound, 20 cents; pound, 50 cents.

A GOOD FALL GARDEN IS A HELPER

It helps a lot keeping down your store bills and gives a variety on your table. Too many have the idea that a fall garden should be limited to a turnip and collard patch. That turnip patch is a mighty good thing, but there are plenty of other vegetables as well—Beets, Beans, Cabbage, Lettuce, Radishes, Squash, Onions, Spinach, Kale, etc., all coming in and adding variety to your table, health to yourself and family. Don't forget to plant a good fall garden.



Hastings' John L. Peas

tions. Its extreme earliness, its delicious flavor, sweetness and tenderness combined with extra heavy bearing for an extra early sort make it a favorite. See the illustration on this page showing exact size of the pods crowded full of peas. If you want early peas this fall plant the Surprise for your home use. It has also developed into a splendid variety for shipping, many preferring it to Alaska. Seed of this variety exceedingly scarce. **Packet, 10 cents; ½ pint, 15 cents; pint, 25 cents; quart, 45 cents; postpaid. Peck, \$1.60; bushel, \$6.00.**

Gradus or Prosperity Pea (No. 330) An extra early wrinkled pea with immense pods almost as large as Telephone and Mammoth Podded. This pea combines earliness, productiveness and finest quality. Very hardy, strong and vigorous grower, very prolific, the peas being very large. Quality and flavor is most delicious and peas remain tender and sweet for a long time. Seed stock is very limited. **Packet, 10 cents; ½ pint, 20 cents; pint, 30 cents; quart, 50 cents; postpaid. Not prepaid, peck, \$1.85; bushel, \$7.00.**

Florida McNeil (No. 333) Recommended for Florida and Gulf Coast regions only where it is well known. A medium early, very heavy bearing small seeded variety that has proven itself an intensely prolific bearer in Florida and lower Gulf Coast sections. For home use and nearby markets only. Its greatest value is its hardiness and heavy bearing qualities. **Packet, 10 cents; ½ pint, 20 cents; pint, 30 cents; quart, 50 cents; postpaid.**

GARDEN or ENGLISH PEAS FOR FALL PLANTING IN THE SOUTH

Prices Include Postage Prepaid by Packets, Pints and Quarts. Pecks and Bushels by Express or Freight at Purchaser's Expense.

Culture For fall planting in Central South garden peas should be sown early in September, especially the second early varieties. Extra early sorts such as Alaska and John L. can be sown the

latter part of the month and mature before frost. In Florida and along the Gulf Coast they may be sown during any of the fall months, October and November being preferable. Sow in drills, covering seed 2 to 3 inches deep, according to soil. To avoid the necessity of sticking or brushing, plant the peas in double rows 6 to 8 inches apart, and when the vines get large enough run them together. Most varieties of the earlies and second earlies are of sufficiently stiff growth to support each other and they can be handled in this manner with much less trouble.

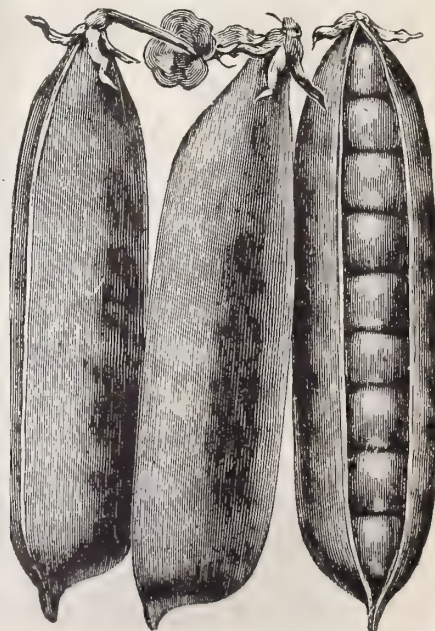
Hastings' John L. (No. 316)--- Our Famous Extra Early

Earliest of all the extra early peas either for market or home use. For 19 years it has held the record against the best strains of Extra Early peas sold by the prominent Northern houses, and during that time no pea has been introduced that equals it in earliness and productiveness in its class. The John L. is the standard variety with Southern gardeners both for shipping and home markets, and each year shows our sales of it increasing largely. The earliest time on record in this country was made with the John L. by C. J. Montgomery, St. Augustine, Florida, who planted one peck of John L. and on the 30th day from planting gathered one bushel of peas therefrom. **Packet, 10 cents; ½ pint, 15 cents; pint, 25 cents; quart, 40 cents; postpaid. Peck, \$1.25; bushel, \$4.50; not prepaid.**

Alaska Extra Early (No. 317) Next to John L. this is the best of all the round, extra

early peas; it follows John L. in earliness, is the best in quality and the heaviest bearer of all the round, extra earlies. Seeds are of bluish shade, well rounded out and the fresh peas are almost equal to the wrinkled sorts in quality. A splendid shipper and one of the very best for home use. There are a great many peas being sold under the name of "Alaska" that are from run out stock or else not kept true to name; these dwarf varieties of garden peas have to be "rogued" very carefully every year to keep them true to type. This we do and when you buy Alaska from us you know exactly what you are getting. **Packet, 10 cents; ½ pint, 15 cents; pint, 25 cents; quart, 40 cents; postpaid. Peck, \$1.25; bushel, \$4.50; not prepaid.**

Hastings' Extra Early Surprise Peas This extra early, wrinkled pea beats them all for combining earliness, quantity produced and most delicious quality in one variety. A true, wrinkled pea that ranks with the earliest; vines grow 20 to 24 inches high; require no brushing or staking if planted in double rows, as described in cultural direc-



Hastings' Extra Early Surprise Pea



Bliss' Everbearing Peas

Nott's Excelsior (No. 319) An extra early, dwarf-growing wrinkled pea, very similar to the old American Wonder but a third larger, with about the same earliness and delicious flavor in the peas. Peas are more closely packed in pods than in any other variety. Packet, 10 cents; $\frac{1}{2}$ pint, 15 cents; pint, 25 cents; quart, 45 cents; postpaid. Peck, \$1.65; bushel, \$6.00; not prepaid.

Premium Gem (No. 331) A dwarf, wrinkled, extra early variety, growing about 15 inches high and is one of the earliest of the good quality varieties for home gardens. This is one of the older varieties that has always been a great garden favorite. Packet, 10c; $\frac{1}{2}$ pint, 15c; pint, 25c; qt., 45c; postpaid. Not prepaid, pk., \$1.50; bushel, \$5.75.

First and Best (No. 324) Standard variety of extra early peas. Packet, 10 cents; $\frac{1}{2}$ pint, 15 cents; pint, 25 cents; quart, 40 cents; postpaid. Peck, \$1.25; bushel, \$4.50; not prepaid.

Canada Field Peas (No. 347) A type of English pea grown for forage and soil improvement. Hardy in winter in Florida and Gulf Coast sections. Good for fall, and winter growth. Packet, 10 cents; pint, 20 cents; quart, 30 cents; postpaid. Not prepaid, peck, \$1.00; bushel, \$3.25.

Sweet Peppers For Planting Now


Some of the most profitable crops of sweet peppers ever grown in Florida and Southwest Texas were from summer and early fall planted seed. If you live in those sections try a few of them this year. We have splendid seed of the highest quality.

Chinese Giant (No. 355) The monster of the pepper family. Single specimens of Chinese Giant have been grown weighing 18 ounces. The plants are strong, stocky, bushy and erect growth, growing 18 inches to 2 feet high, and are very prolific, setting 3 to 4 extra large fruits at the base which ripen while a second crop is setting on the branches. Fruit is much larger than Ruby King, almost square in shape, while the flesh is very thick. In flavor it is very mild and entirely free from any fiery taste. Very Scarce. Packet, 10 cents; $\frac{1}{2}$ ounce, 30 cents; ounce, 50 cents; $\frac{1}{4}$ pound, \$1.50; pound, \$5.00.

Large Bell or Bull Nose (No. 356) Standard large size, sweet flavored variety both for home use, market and shipping to Northern markets from Florida, Louisiana and Texas. It is sweet and has a very mild flavor; is comparatively early and very prolific. Fruits 3 to 3 $\frac{1}{2}$ inches long and 2 to 3 inches across the shoulder. Packet, 5 cents; ounce, 25 cents; $\frac{1}{4}$ pound, 65 cents; pound, \$2.00.

Ruby King (No. 352) One of the leading varieties of sweet peppers for home use, and very largely grown by market gardeners for shipping. A very vigorous grower with large, sweet mild fruits. A close favorite with the Bell or Bull Nose, slightly larger and equally mild. Packet, 5 cents; $\frac{1}{2}$ ounce, 15 cents; ounce, 25 cents; $\frac{1}{4}$ pound, 70 cents; pound, \$2.25.

Pimiento (No. 358) Mildest and sweetest of all peppers. Packet, 10 cents; $\frac{1}{2}$ ounce, 30 cents; ounce, 50 cents; $\frac{1}{4}$ pound, \$1.50; pound, \$5.00.



Hastings' Mammoth White Sandwich Island Salsify or Vegetable Oyster

Bliss' Everbearing (No. 329) Height of vine 18 inches to 2 feet; pods 3 to 4 inches long, each pod containing 6 to 8 very large wrinkled peas, which are often $\frac{1}{4}$ of an inch in diameter and of extra fine flavor. Its habit of growth is of peculiar branching character, forming many stalks from a single root. The individual branches are extra strong so that when hilled up properly they stand up well without brushing. This variety had best be planted in double rows about 8 inches apart. For continuance of bearing this variety is notable—a characteristic giving it a special value for late summer and fall use. After repeated picking the vines continue to be covered with blossoms and buds, developing to maturity in turn. The quality is equal to any pea we know and it is a variety that should be in every garden. Seed supply very short. Packet, 10 cents; $\frac{1}{2}$ pint, 15 cents; pint, 25 cents; quart, 40 cents; postpaid. Peck, \$1.40; bushel, \$5.00.

Hastings' Mammoth Podded Pea (No. 318) This is the largest podded of all known peas, and for best results it should be brushed or staked. Grows 3 $\frac{1}{2}$ to 5 feet high, according to soil, and is fairly loaded with enormous, well filled pods. Of the very finest flavor and stays in bearing 4 to 6 weeks in the Lower South. This variety is for home gardens and nearby markets only. Packet, 10 cents; $\frac{1}{2}$ pint, 15 cents; pint, 25 cents; quart, 40 cents; postpaid. Peck, not prepaid, \$1.50; bushel, \$5.50.

Hastings' Improved Telephone Peas (No. 327) One of the best tall-growing wrinkled varieties that has been greatly improved by our growers. Grows from 5 to 6 feet tall and must be brushed or staked. Immensely productive, bearing from 25 to 30 extra large pods to each vine. Telephone has that excellent sugary flavor so desirable in peas. Seed crops of this variety for several years have been more or less of a failure, owing to unfavorable weather at time of maturity. Quantity limited. Packet, 10 cents; $\frac{1}{2}$ pint, 15 cents; pint, 25 cents; quart, 45 cents; postpaid. Peck, not prepaid, \$1.65; bushel, \$6.00.

Hastings' Home Delight Pea (No. 328) It has been planted by tens of thousands of our customers during the past seventeen years with entire satisfaction. Earliest bearer of the second early or heavy-bearing varieties; a strong, vigorous grower, coming in right after the extra early sorts, and while enormously productive is of such stiff, stocky growth that it can be easily grown without "brushing" when planted in double rows 6 to 8 inches apart, rows running together as soon as high enough. The sweetness and tenderness and heavy-bearing qualities will give you entire satisfaction. Packet, 10 cents; $\frac{1}{2}$ pint, 15 cents; pint, 25 cents; quart, 40 cents; postpaid. Peck, not prepaid, \$1.40; bushel, \$5.00.

Tall Sugar or Salad Peas (No. 325) A distinct variety with edible pods, cooked and eaten in the same manner as snap beans. These are great favorites with those who have once used them. Packet, 10 cents; $\frac{1}{2}$ pint, 20c; pint, 30c; quart, 50c; postpaid.

Dwarf Sugar Pea (No. 326) Identical with Tall Sugar Peas, except that in short bushy form. Packet, 10 cents; $\frac{1}{2}$ pint, 20 cents; pint, 30 cents; quart, 50 cents; postpaid.

Black Eye Marrowfat (No. 320) Old, well known very strong growing varieties in many parts of the South. When properly "brushed" or "staked" they are exceedingly heavy bearers and very profitable. Each, Packet, 10 cents; $\frac{1}{2}$ pint, 15 cents; pint, 25 cents; quart, 40 cents; postpaid. Not prepaid, peck, \$1.25; bushel, \$4.50.



SALSIFY--Culture Sow seed in August and September in shallow drills 18 inches apart. Prepare good soil deeply, as Salsify is a deep rooter. Cultivate frequently and let grow as long as they will. Plants are hardy, so let them stay in the ground and use through the winter and spring as desired. Sow one ounce of seed to 100 feet of drill.

MAMMOTH SANDWICH ISLAND (No. 484)—Best white variety. Attains large size, being twice the size of the Long White. In quality it is much superior to the other sorts. Packet, 10 cents; ounce, 15 cents; $\frac{1}{4}$ pound, 30 cents; pound, \$1.00.

BUG INSURANCE

You have all heard of and probably carry fire insurance, life insurance, accident insurance, or some one or more of the dozens of kinds of insurance that are offered. We want to talk to you a little while about another kind of insurance which is of the greatest importance to any one living in sections where there are insects that eat up the garden crops. Every market gardener and trucker who grows vegetables on a large scale has to fight bugs, and this is true of many of the vegetables that grow in the home gardens.

Why not insure your crops and your income from them by the use of Bug Death, which is the best all-round insecticide that we know of—a preparation that is death to almost every kind of a bug that is destructive to vegetable crops. We have known Bug Death for many years, have seen it used by others and have used it ourselves, and from personal experience we know just how good and how effective it is and can recommend it to you because of our own personal knowledge. It ought to be kept in hand by every gardener who grows either for home use or market, in the South.

Bug Death Kills the Bugs

and, at the same time, does not injure the plant or its growth as does every insecticide or bug poison that contains arsenic in one form or another, as practically all of them do. Paris Green, London Purple, Arsenate of Lead and other forms of arsenic will kill the bugs, but unless carefully used either kill the plants or else "burn" them so that they will not make satisfactory crops. On green vegetables, such as cabbage, they are positively dangerous to those who eat the vegetables afterwards. Instead of Bug Death burning or killing the vegetable plants to which it is applied it actually acts in a small degree as a fertilizer. Do you know of any

other insecticide that this is true of? To the best of our knowledge Bug Death is the only insecticide now made that is both effective on the bugs and at the same time is harmless alike to the plants, all animals and human beings. It's sure death to all leaf-eating bugs and it positively will not "burn" the plants like Paris Green and other arsenical poisons of that class. The damage to tender growth of vegetable plants by the application of Paris Green is often almost as bad as that of the bugs. Now that Bug Death is obtainable, you don't have to use a poison to kill the bugs, for, strange as it may seem—

Bug Death Is Not Poison

to human beings and animals, but it is sure death to LEAF-EATING bugs of all kinds, the bugs that eat the potato plants and beans and all the other bugs that make life a burden for the gardener who grows vegetables in bug-infested localities. You need not be afraid to leave Bug Death around. We doubt if it would hurt you any if you ate some of it yourself, although we would not advise your trying a mess of it for breakfast. It is a fact, however, that you can dust it on cabbage one day and eat that cabbage the next with no bad effects. It is most effective on bugs, and that's what you want to kill, and at the same time you need have no fear in keeping it around the place, for it won't hurt the children or your

live stock if they should happen to get into it by accident or through ignorance. Many a child and animal has been poisoned by getting into Paris Green left around or else eating the plants. That kind of an accident can't happen with Bug Death around, for it won't hurt them if they do get into it.

While Bug Death is the best insecticide we know of to destroy all the varieties of insects that chew or eat the leaves or stems of plants, it is not recommended for use against insects WHICH SUCK THE SAP, as this is an entirely different class and requires a different insecticide. However, the leaf-eating insects are much more numerous and destructive and are the ones which do the most damage.

Don't Wait Until The Bugs

have eaten up half your crop before you begin to think about a remedy. You can be reasonably sure that Mr. and Mrs. Bug are going to come around and try to raise several Bug families in your patch. The right way, the safe way, is to keep Bug Death around the house and at the first sign of Mr. Bug's appearance in your crops either dust or spray the plants with Bug Death and Mr. and Mrs. Bug will shortly be in a condition that will make the raising of "Bug" families impossible in your neighborhood. It will be a bug funeral instead of a large increase in the family, and in the meantime your crops are going on to maturity uninjured. You may think it strange that we say "dusted or sprayed" on the plants. That's exactly correct and one method is as good as the other. If you have a powder gun or shaker you can dust the fine powder on the plants when they are wet with rain or dew and it will stick

so tight that it will take the hardest kind of rain to wash any of it off. If you have a sprayer, and are working on a large scale, dissolve about 12 to 15 pounds of Bug Death in 12 quarts of clean water and spray it on. This much will go over an acre of vegetables and the bugs will quit eating the leaves of your plants in a hurry.

In some parts of the country vegetable crops are troubled with fungus diseases as well as bugs. In such cases Bug Death can be mixed with "Bordeaux Mixture" and sprayed on together. Full directions go with each package of Bug Death for its use. If you have no duster or sprayer you can easily dust the plants by placing some Bug Death in cheese cloth or other thin cloth. Bug Death is such a very fine powder that it can very easily be shaken through thin cloth onto the plants. It's just the sort of insecticide you need—safe, easily applied and a sure Bug Killer.

PREPAID PRICES On Bug Death by PARCEL POST

(These Prices Named Below Include Price of BUG DEATH and Postage)

	1st and 2d Zones	3d Zone	4th Zone	5th Zone	6th Zone	7th Zone	8th Zone
1 pound package	\$.21	\$.23	\$.26	\$.29	\$.32	\$.36	\$.39
3 pound package43	.47	.54	.61	.68	.76	.83
5 pound package60	.66	.77	.88	.99	1.11	1.22
12 1-2 pound package	1.19	1.34	1.63	1.93	2.21	2.51	2.80

Your Postmaster or Rural Delivery Carrier can advise you the zone you are in from Atlanta.

100-POUND KEG BUG DEATH BY EXPRESS OR FREIGHT, NOT PREPAID, \$7.50.

We suggest that as a trial you order one of the smaller size packages by mail, and if you find it satisfactory for your purpose that you then order it in sufficient quantity to have it come by freight, and thereby secure a low transportation charge. You would then have it on hand for use at any time.

HASTINGS' SELECT RADISH SEED**THESE PRICES INCLUDE POSTAGE PAID BY US**

Culture For best results radishes require a rich, loose, moist soil, so that they can be grown quickly. The crisp, tender flesh of early radishes depends almost entirely on rapid growth. Succession plantings should be made every 10 days or two weeks to keep up a continuous supply of crisp and tender radishes. For early use plant the round or button radishes and olive shaped. For later use plant the long and half-long varieties, as they root much deeper and resist heat and drought better. What are known as winter radishes should be sown in August and September. All radishes should be sown thinly in drills one foot apart, covered $\frac{1}{2}$ inch and kept clear of grass and weeds. Sow one ounce of seed to 100 feet of row; 10 to 12 pounds per acre. Our radish seed is of the best, all being grown from carefully selected and transplanted roots.

Hastings' Early Long Scarlet (No. 376)

This is the most popular of all radishes in the South for the general garden use and market. Our illustration shows the remarkable regularity and fine shape of our strain of this variety. It's a favorite everywhere, no vegetable garden being complete without it. Tops rather small, roots long and tapering to a decided point; color an intense bright scarlet. Flesh is very crisp and tender and when grown rapidly, as all radishes should be, it is free from all pungent taste. **Packet, 5 cents; ounce, 10 cents; $\frac{1}{4}$ pound, 20 cents; pound, 60 cents; postpaid. Ten pounds, not prepaid, \$4.00.**

Long White Vienna or Lady Finger (No. 388) One of the finest long white radishes. It is almost identical with Long Scarlet, except in color. Beautiful shape; skin and flesh pure white, crisp, tender and of quick growth. **Packet, 5c; ounce, 10c; $\frac{1}{4}$ pound, 20c; lb., 60c.**

Long White Icicle Radish (No. 382) Excellent and profitable; a new and distinct sort; ready for use as soon as Hastings' early Long Scarlet, but has fewer leaves. Admirable alike for open air and under glass. The Icicle is perfectly white in color, and long, slender and tapering shape. It quickly grows to market size, is crisp and brittle, and of mild, sweet flavor. A fine variety for both market and home gardeners who want an early, long white radish. **Packet, 5c; ounce, 10c; $\frac{1}{4}$ pound, 20c; pound, 65c. Ten pounds, not prepaid, \$4.50.**

Chartier (No. 373) Grows to a large size, but not very uniform in shape. Red at the top, pink in the middle, white at the tips; handsome appearance when pulled at the right time. It is especially fine flavored when grown quickly in the South. **Packet, 5 cents; ounce, 10 cents; $\frac{1}{4}$ pound, 20 cents; pound, 60 cents.**

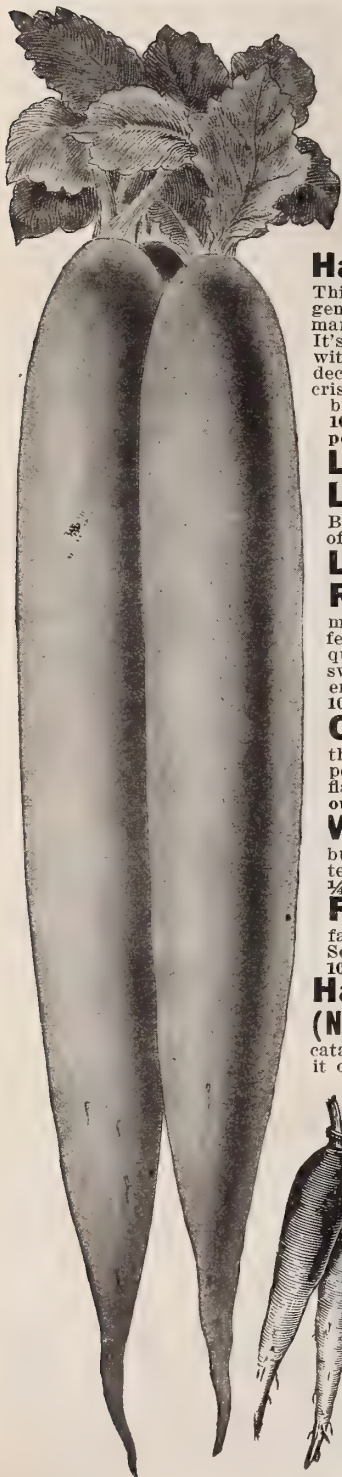
Wood's Early Frame (No. 379) Similar to the Long Scarlet, but earlier. Shorter and broader, more brilliant color and better for forcing and market. **Packet, 5 cents; ounce, 10 cents; $\frac{1}{4}$ pound, 20 cents; pound, 65 cents.**

French Breakfast (No. 389) A standard well-known variety, a favorite for an early half-long variety in many parts of the South both for home use or market. **Packet, 5 cents; ounce, 10 cents; $\frac{1}{4}$ pound, 20 cents; pound, 65 cents.**

Hastings' Glass Radish (No. 383) After we introduced this radish several years ago it was named "Cincinnati Market Radish" by a Northern seed house and is generally catalogued by Northern houses under that name. We consider it one of the finest of the long red or pink radishes. It is of bright pink color with white tips; very regular and uniform in size and shape. Flesh transparent, always crisp and brittle, with mild flavor even when grown to large size. Desirable for both market or home use. **Packet, 5 cents; ounce, 10 cents; $\frac{1}{4}$ pound, 20 cents; pound, 60 cents; postpaid. Ten pounds, not prepaid, \$3.75.**

White Strasburg (No. 385)

Oblong, tapering shape; skin and flesh pure white; firm, brittle and tender, retaining its crispness even when the roots are old and large. Best variety for summer use and an excellent all-around variety. **20 cents; pound, 65 cents; postpaid.**



Long White Icicle



Hastings' Glass Radish



Hastings' Early Long Scarlet Radish

Packet, 5 cts; ounce, 10 cents; $\frac{1}{4}$ pound,

14 VEGETABLES FOR CHRISTMAS DINNER

"Last winter I planted Hastings' seed and had the best garden, so every one said, in this part of the country. Could have had 14 varieties of vegetables for our Christmas dinner. Hastings' seeds for me first, last and all the time."

MRS. C. C. SMITH, Claiborne County, Mississippi.

Rosy Gem Radish (No. 375)

Also known as White Tipped Scarlet Ball. This is the favorite among our market gardeners for forcing as well as for open ground growth. We have seen it ready for market here near Atlanta in eighteen days from the time seed was sown. It is also very desirable for home gardens, being almost identical with our Scarlet Button except in the white shading at base of the root. It is one of our earliest varieties. Globe-shaped with rich, deep scarlet top, shading to pure white at the bottom. Very tender and crisp, never becoming hollow or pithy until very old. **Packet, 5 cents; ounce, 10 cents; ¼ pound, 20 cents; pound, 65 cents; postpaid. Ten pounds, not prepaid, \$4.75.**



Our Rosy Gem Radish



Scarlet Button Radish

Scarlet Button Radish (No. 381)

A favorite extra early variety of round form and deep scarlet skin. Very mild in flavor, crisp and tender. Short narrow leaves, making a very small top. **Packet, 5 cents; ounce, 10 cents; ¼ pound, 20 cents; pound, 65 cents; postpaid.**

Crimson Giant (No. 378)

A splendid variety of early turnip radish of large size. It is a little longer in shape than the Scarlet Button, a brighter color, and twice the size. It will take the lead in turnip radishes. It grows quickly and even when it attains large size it remains crisp, tender and of fine flavor to the last. It is a money-maker for the market gardener, as its bright crimson color makes it a seller on sight. Equally valuable for the home garden. **Packet, 5 cents; ounce, 10 cents; ¼ pound, 25 cents; pound, 75 cents.**

Earliest Carmine (No. 374)

One of the most popular half-long or olive shaped varieties. Color bright carmine; radishes crisp and tender. **Packet, 5c; ounce, 10c; ¼ pound, 25c; pound, 70c; postpaid.**

Philadelphia White Box (No. 391)

Almost identical with our Scarlet Button except that the skin is a clear, white color. **Packet, 5 cents; ounce, 10 cents; ¼ pound, 25 cents; pound, 70 cents; postpaid.**

WINTER RADISHES FOR SUMMER AND FALL SOWING AND WINTER USE

California Mammoth White (No. 390)

It is 8 to 12 inches long and from 2 to 3 inches in diameter. **Packet, 5 cents; ounce, 10 cents; ¼ pound, 25 cents; pound, 75 cents.**

White Spanish Winter (No. 380)

Mild in flavor. **Packet, 5 cents; ounce, 10 cents; ¼ pound, 25 cents; pound, 75 cents.**

Black Spanish Winter (No. 386)

Black skin, white flesh. **Packet, 5 cents; ounce, 10 cents; ¼ pound, 25 cents; pound, 75 cts.**

China Rose Winter (No. 377)

Bright rose color. Excellent quality and best winter variety. **Packet, 5 cents; ounce, 10 cents; ¼ pound, 25 cents; pound, 75 cents.**

FARMERS' EXPERIENCE MEETINGS
Are held once a month in the SOUTHERN RURALIST. If you are Ruralist reader you get the benefit of these monthly talks by farmers themselves, 25 cents with a seed order brings it for a year. See pages 18 and 19.



Hastings' Mixed Radishes—One Planting for the Entire Season—Packet, 5 cts; ounce, 10 cts; ¼ pound, 25 cts; pound, 75 cts.

Hastings' Mixed Radishes (No. 387) Our splendid mixture of radishes has become deservedly popular in the past few years, giving, as it does, a succession of radishes all through the season. This mixture contains some of all varieties listed—early, medium, late, round, half long and long. In one sowing you get a continuous, all season's supply in family gardens. **Packet, 5c; ounce, 10c; ¼ pound, 25c; pound, 75c.**

Plant a Good Fall Garden and Save Yourself Money

That's an exact fact. Every farm and back yard garden in town is a money saver. Every mess of vegetables from the garden cuts down the store bill just that much. Plant a real fall garden this year. It can save you almost as much as a good spring garden. Give the fall garden a square deal and it will surprise you by its money-saving capacity. See page 20.



Hastings' Mammoth White Bush Squash

EARLY BUSH SQUASHES

Every year the planting of the Summer or Bush Squashes in the Central South during July and August for September and October use becomes more prevalent. Every year the planting of these squashes in Florida and along the Gulf Coast, for fall and early winter shipment, becomes larger. Our people are just learning that these squashes grow and bear from summer planted seed just about as well as from the spring planted. These squashes can be planted in the Central South as late as August 15th. South Florida plantings can be continued as late as October 1st, either for home use or shipment.

Early White Bush Squash This is the well known White Scalloped or Patty Pan Squash. (No. 425) It is one of the earliest to mature, very productive and of light cream color. Very popular variety for shipment to Northern markets from Florida, as well as being a general favorite for home gardeners everywhere. Packet, 5 cents; ounce, 10 cents; ¼ pound, 20 cents; pound, 60 cents. Ten pounds, not prepaid, \$4.50.

Hastings' Mammoth White Bush Squash (No. 420) This is a decided improvement over the Early White Bush, being double the size and more regular in shape. It is very early, uniform in growth and prolific. Has a beautiful white skin and flesh, and grows 10 to 12 inches across. Fine for family gardens and nearby markets, but too large to grow for shipment. Packet, 5 cents; ounce, 10 cents; ½ pound, 20 cents; pound, 60 cents; postpaid. Ten pounds, not prepaid, \$4.50.

Yellow Summer Crookneck Squash (No. 421) Old well-known variety of Crookneck Squash, for home and market gardens. Fruits small, of bright orange yellow color, and covered with warty excrescences. Flavor very rich and buttery. Packet, 5 cents; ounce, 10 cents; ¼ pound, 25 cents; pound, 65 cents; postpaid. Ten pounds, not prepaid, \$5.00.

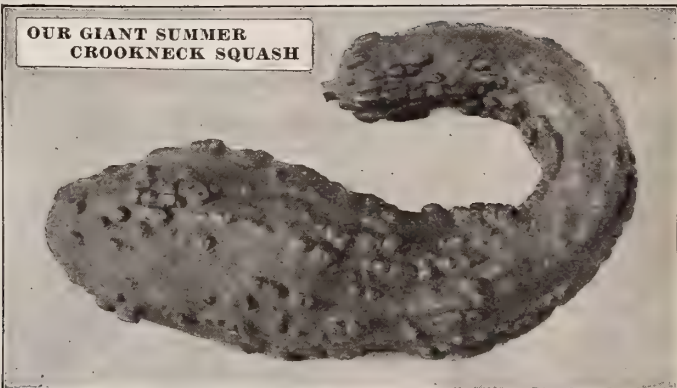
Giant Summer Crookneck Squash (No. 426) In our Giant Crookneck we have a variety containing all the good qualities of the Crookneck class, and at the same time giving double the size of the Old Yellow Summer Crookneck. For market gardeners growing for nearby Mammoth White Bush, it is too large to ship. With this variety you get

markets and home gardens it is especially desirable. Like the double the yield from the same area that you do with the other sorts. We recommend it without reserve to our customers. Packet, 5 cents; ounce, 10 cents; ¼ pound, 25 cents; pound, 65 cents.

Early Yellow Bush Squash (No. 424) Identical with Early White Bush except in color, which is a bright golden yellow. Packet, 5c; ounce, 10c; ¼ pound, 20c; pound, 60 cents.

Golden Custard (No. 422) Exceeds in size all other scalloped varieties, being nothing unusual to have them reach a size of 2 feet in diameter when planted on a rich, moist soil. In color, a rich, dark golden yellow. This variety has smooth skin, is very evenly scalloped and uniform in growth. Of the regular bush form, immensely productive and of fine quality. Packet, 5 cents; ounce, 10 cents; ¼ pound, 20 cents; pound, 65 cents; postpaid.

OUR GIANT SUMMER CROOKNECK SQUASH



A Mississippi customer writes: "I wish to call your attention to your garden seed; they were certainly fine in 1914. I had people far and near to come and see my garden. Everybody said I had the premium on it; every seed came up that I planted, and you bet it was fine, and I was so well pleased that I want you to print it. I am talking about your seed every day. They are worth talking about to anybody. Everything is true that you say and I want all to know it. F. C. WRIGHT."



Hastings' Aragon Spinach

BEST SPINACH SEED

Our specially grown Spinach is much superior to the ordinary imported seed in every particular. The germination is stronger and better, the growth larger and more vigorous and hardier. There is no better vegetable to furnish an early supply of "greens" than Spinach. It requires rich soil, the richer the better, and can be sown during October, November and December, any time when the ground is not frozen. It germinates freely in cold weather and is a rapid grower. As "greens" its quality is unsurpassed.

Hastings' Aragon Spinach (No. 411) Our best variety for the South. Fine market size, producing a large, thick, green leaf, well crumpled or savoyed, and stands a long time before running to seed. The hardest of all varieties, standing an ordinary cold winter without damage in this latitude. At the same time it is one of the best heat-resisting sorts for late spring use. This variety has been thoroughly tested, and pleases all market gardeners who use it. Ounce, 5 cents; ¼ pound, 15 cents; pound, 40 cents; postpaid. Ten pounds, not prepaid, \$2.50.

Broad Leaved Flanders (No. 414) Good standard variety for home use and market. Ounce, 5 cents; ¼ pound, 15 cents; pound, 40 cents. Ten pounds, not prepaid, \$2.25.

Long Standing (No. 413) Sow for all seasons. A heavy cropper that does not run to seed readily. Ounce, 5c; ¼ lb., 15c; lb., 40c. Ten pounds, not prepaid, \$2.25.

Bloomsdale (No. 412) A valuable variety which is extensively grown, producing large crops of thick-leaved spinach. Ounce, 5 cents; ¼ pound, 15 cents; pound, 40 cents. Ten pounds, not prepaid, \$2.25.

NEW ZEALAND (No. 416) An entirely distinct all summer variety growing steadily all through summer and fall. A regular cut-and-come-again variety. Sow in August and September. Packet, 5c; oz., 10c; ¼ lb., 30c; pound, \$1.00.

WHY NOT A FALL GARDEN?

It's a fair question. Why not have vegetables right up to and through the winter months? Most everybody is willing to start a garden in the spring. Why does your interest in gardens fade away in summer? It's just as important for the health of yourself and family to have a good supply of vegetables in fall as in spring. You have the ground, why not keep it busy all the year round? You need the vegetables. Time to send for seed for summer and fall planting now. Send today.

Tomatoes For Your Summer and Fall Plantings



About the time this catalogue comes into the hands of the majority of its readers the tomatoes from the spring plantings will have begun to die out. It is easily possible for the people of the Central South to have tomatoes for table use for a month or six weeks after killing frost. Planted in August, most varieties bear in 75 to 80 days. Summer planted tomatoes will be in their prime during October and November and can be picked green before the plants are killed and kept in the house and ripened gradually for weeks afterwards.

If you never tried planting tomatoes in summer, do so now. In Florida and along the Gulf Coast it is a regular crop for fall and early winter shipment.

Hastings' Extra Early Prolific Tomato (No. 444)

For quick maturity from late plantings this has no equal. It's a wonder for extra earliness, smoothness and heavy bearing; immensely prolific, combined with vigorous growing qualities. Begins to "set" fruit from the first blooms and as the foliage is rather light and open it lets the sun in to color and ripen the fruit quickly. Our illustration from a photograph shows its extremely heavy bearing qualities. Begins with the earliest and keeps right along bearing. Fruits are from 2½ to 3 inches in diameter; rich red color and ripen evenly. It is a splendid shipper and of very good eating quality for home garden use. Its smoothness of skin and regularity are exceptional for an extra early variety. If you are a truck grower you cannot afford to miss planting it; if you are a home gardener you need it for earliest use. We have seen as many as 34 good sized, smooth, ripe tomatoes on a single plant in our seed crops at one time. Immensely prolific and beyond question the most desirable extra early tomato offered for sale. It represents years of closest and most careful work in seed selection and plant breeding. **Packet, 10 cents; ½ ounce, 20 cents; ounce, 35 cents; ¼ pound, \$1.00; pound, \$3.50; postpaid.**

Hastings' Extra Early Prolific Tomato

Hastings' Dwarf Champion Tomato (No. 452)

Our special strain of Dwarf Champion is the only first-class tomato of sufficiently stiff growth to stand up clear of the ground without staking, thus keeping fruit off the ground. Growth stiff, upright and compact; fruits large; of bright red color; regular in size and shape and very smooth skin; one of our most popular and desirable varieties. **Packet, 10 cents; ½ ounce, 15c; ounce, 25c; ¼ pound, 65c; pound, \$2.00; postpaid.**

Spark's Earliana (No. 457) Early tomato of good size and flavor. Plants hardy, with rather slender open branches; moderate growth, well set with fruits, all of which ripen early. Deep scarlet color, growing in clusters of 5 to 8, of medium size, average 2½ inches in diameter. **Packet, 10 cents; ½ ounce, 15 cents; ounce, 25 cents; ¼ pound, 65 cents; pound, \$2.00; postpaid.**

Hastings' Improved Purple Acme (No. 441)

One of the finest varieties on our list. A big improvement over the old Acme, which was so popular everywhere. One of the very earliest, is almost round and has a thin but very tough skin. Our Improved Acme is a very heavy bearer, ripening evenly all over. Has a lovely purplish shade of color, making it especially desirable as a market and shipping variety. Has few seeds; is thick, meaty and solid. It makes a desirable sort for either market or home use with its fine color and flavor. **Packet, 5 cents; ounce, 20 cents; ¼ pound, 60 cents; pound, \$1.75; postpaid.**



Hastings' Dwarf Champion Tomato

HASTINGS' REDFIELD BEAUTY (No. 445) The Most Satisfactory Tomato You Can Grow



Hastings' Redfield Beauty, the All Right Tomato For You All Times of the Year

Our Redfield Beauty is of the right size, the right earliness, the right shape, the right color, the right bearing qualities, the right shipping and eating qualities; in fact, it's an all right tomato in every respect. It has been planted for the last 21 years in Florida, Georgia, Alabama, Mississippi, Louisiana and Texas, and in all tests it has proven its superiority over all the other famous varieties. Its vigorous growth, heavy and long bearing qualities and its comparative freedom from rotting under the most trying conditions of growth, make it a favorite everywhere. Of glossy crimson color with a slight tinge of purple. Grows in clusters of three to five fruits and is the most regular in size and shape of fruit of any variety known. Retains its large size until all are picked. Of perfect shape and is unexcelled for toughness of skin and solidity. Especially valuable for market gardeners who have to ship long distance or carry in wagons over rough roads. The skin does not break easily. In competitive tests it has excelled all the noted varieties put out by Northern houses in recent years; not one of them was equal to it. For the shipper and market gardener it is the best; for the home garden it is none the less valuable, combining, as Redfield Beauty does, every desirable quality. Large packet, 10 cents; ½ ounce, 15 cents; ounce, 25 cents; ¼ pound, 65 cents; pound, \$2.00; 5-pound lots or over at \$1.75 per pound, postpaid.

Chalk's Early Jewel (No. 451) One of the very best of the second early class of tomatoes following closely in maturity varieties like Extra Early Prolific. Fruits uniformly larger, thicker through, more solid and much finer quality than most extra early varieties. Fruits very deep through from stem to blossom end, being almost round or ball shaped; about 3 inches in diameter; the inner part is very solid and fleshy, with very few seeds, the seed cells being very small and fruits nearly all solid flesh. Quality exceptionally sweet and free from acid. Packet, 10 cents; ½ ounce, 15 cents; ounce, 25 cents; ¼ pound, 65 cents; pound, \$2.00; postpaid.

Livingston's Globe Tomato (No. 446) A most popular variety with Florida shippers. Our stock of seed this fall is limited. We find it a desirable variety for shipment. One of the earliest; fruits smooth and of good size; fine flesh and few seeds. Very productive of fruit, being short jointed and fruit forms in clusters at each joint. Of right size and shape to pack for shipment. Color of skin purplish red, almost the exact shape of our Redfield Beauty. Our experience with this variety both in our own crops and by observation of market gardens in several states is that about one-half the fruits come true globe shape, balance are rather flattened but much thicker than most varieties. Packet, 10 cents; ½ ounce, 20 cents; ounce, 30 cents; ¼ pound, 85 cents; pound, \$3.00.

Hastings' Matchless Tomato (No. 447) This variety is well named, for up to the present time it has had no equal as a large, second-early, for home use, nearby markets or canning. Vigorous grower, very productive and continues to produce large sized fruits until frost. Fruit large to extra large; very meaty and solid, with few seeds. Its color is brilliant shade of red and one of the most beautiful tomatoes we have ever seen. Packet, 10 cents; ½ ounce, 15 cents; ounce, 25 cents; ¼ pound, 70 cents; pound, \$2.25; postpaid.

Red Rock (No. 455) A great big red, meaty tomato, the best of the late maturing varieties. Extra-ordinarily solid, hence the name of "Red Rock." Perfectly smooth, has no superior in texture and flavor and is red as a tomato can be all the way through. Meat is solid without being hard and the finest of flavor. Matures in from 110 to 115 days. Packet, 10 cents; ½ ounce, 20 cents; ounce, 30 cents; ¼ pound, 85 cents; pound, \$3.00.

Duke of York, the Blight Proof (No. 456) Not of first-class eating quality but a first-class shipper and will grow and fruit successfully where all other varieties die of the tomato blight which is so prevalent in many parts of the South. Packet, 10 cents; ½ ounce, 15c; ounce, 25c; ¼ pound, 70c; pound, \$2.25; postpaid.

The Stone (No. 449) A first-class main crop, extra large, smooth variety of bright red color. Used in some parts for winter shipment and a standard sort for those who grow for canning. A large, smooth, solid, meaty tomato for all purposes and a splendid variety to furnish late tomatoes everywhere. Packet, 5 cents; ½ ounce, 15 cents; ounce, 25 cents; ¼ pound, 65 cents; pound, \$2.00; postpaid.

Early Detroit (No. 459) A new, early, very productive variety for either shipping or home use. Especially well adapted for growth in Florida. Color purplish pink. Packet, 5 cents; ½ ounce, 15 cents; ounce, 25 cents; ¼ pound, 85 cents; pound, \$2.75; postpaid.



Chalk's Early Jewel Tomato

Late Summer and Early Fall Is Turnip Planting Time

HASTINGS' TURNIP SEED IS RIGHT—ORDER NOW


The South as a whole plants a great deal of rutabaga and turnip seed every fall. This is right. It is an important and useful crop. But—the average man who plants turnips don't get the results he is due to have from his plantings. Why? Simply because he is careless and thinks it hardly worth while being particular and sending off to some reliable house for rutabaga and turnip seed.

Next time he goes to town he drops in at supply merchant's or drug store and gets some of the cheap stock that is on sale and usually more or less of a failure is the result.

Friends, the turnip is a mighty common vegetable, yet if you want right results in either home or market crops of them it will well repay you to take just as much care about turnip seed as any other kind of seed.

The turnip, rutabaga and other kinds of seed for fall sowing at merchant's or druggist's may be all right or it may not. In buying it you are the chance-taker.

It's not necessary to take chances. When you have seed from Hastings' you feel sure and that feeling of sureness before planting is well worth the trouble of sending, even if you only want a dime's worth. Further, your small orders are just as welcome at Hastings' as larger ones.



Early White Flat Dutch—Early Red or Purple Top



Yellow Aberdeen Turnip

Early White Flat Dutch (No. 467)

An old standby, and one of the most popular early varieties in the South for either spring or fall planting. Of medium size and a quick grower. Is flat as shown by the illustration, with very small, fine tap root. Flesh and skin pure white; fine grained and sweet. Ounce, 5 cents; ¼ pound, 15 cents; pound, 50 cents; postpaid. Ten pounds, not prepaid, \$4.00.

Early Red or Purple Top (No. 466)

This is another popular variety of early flat turnip, being almost identical with the Flat Dutch, except for the deep red or purple color of the skin at the top of the bulb. Known in many sections as the Purple Top Flat Dutch. It's a quick grower with very fine-grained, sweet-flavored flesh. The red top of the bulb extending down to where it rests in the soil, adds very much to the attractive appearance of this popular variety. Ounce, 5 cents; ¼ pound, 15 cents; pound, 50 cents; postpaid. Ten pounds, not prepaid, \$4.00.

Early Snowball (No. 472)

Extra early variety. Perfectly round, pure white, solid, sweet, with short top. Ounce, 5 cents; ¼ pound, 15 cents; pound, 50 cents; postpaid.

Yellow Aberdeen (No. 478)

One of the popular varieties for planting in the South in late summer and fall. It is a purple top, rather flattened variety that resists both heat and cold exceedingly well. Of good size and a splendid keeper during the winter and spring months. Ounce, 5 cents; ¼ pound, 15 cents; pound, 50 cents; postpaid.

keeper during the winter and spring months. Ounce, 5 cents; ¼ pound, 15 cents; pound, 50 cents; postpaid.

Extra Early White Egg (No. 476)

Finest flavored of all early turnips, and with favorable seasons is ready for use in 6 weeks. Skin and flesh a pure, snow white; solid, fine-grained, sweet and a good seller. Looks very attractive bunched for sale, and gardeners with this variety have no difficulty in selling at top prices. Ounce, 5c; ¼ pound, 15c; pound, 50 cents; postpaid.

Extra Early Milan (No. 465)

Earliest of all turnips. A flat, purple-topped variety, resembling the Early Red or Purple Top, but is one to two weeks earlier. Perfect in shape and color; sweet and fine grained. Seed supply very short. Packet, 5 cents; ounce, 10 cents; ¼ pound, 30 cents; pound, \$1.00; postpaid.

Purple or Red Top Globe (No. 475)

Our most popular variety for general planting. Is medium early, globe shaped, handsome appearance and a heavy cropper in all parts of the South. You cannot plant too many of them either for home use or market. Always of good quality, a good keeper and seller in the market. Ounce, 5 cents; ¼ pound, 15 cents; pound, 50 cents; postpaid. Ten pounds, not prepaid, \$4.00.



Hastings' Purple Top Globe Turnip

A Louisiana customer writes: "I have used your seeds for the last two years and find them better in every respect than seed that are bought at stores, also a larger quantity in packets than we get here for the same money. You may be sure of my orders in the future, and wishing you the best of success, I am
Very truly yours,
J. M. IRWIN."

HASTINGS' BIG 7 TURNIP COLLECTION 25c

The most popular of all Turnip collections. Hastings' "Big 7" gives every family in the South a full supply of early, medium and late turnips. No other seed house offers you such a bargain in good turnip seed as this. For 25 cents we will send you, postpaid, one ounce each of Extra Early White Egg, Purple or Red Top Strap Leaf, Early White Flat Dutch, Purple or Red Top Globe, Yellow or Amber Globe, Improved American Rutabaga and Seven Top Turnip. Seven ounces of Turnips, all different, of the very best grade seed, for 25 cents, delivered at your postoffice. No other varieties will be sold at this price and no changes will be allowed in this collection. If you do not want to plant all this seed this fall, what you hold over is perfectly good for next spring's sowings. This superb turnip collection is now a standard for fall turnip planting in every Southern State. This collection will give all the turnips any ordinary family can use and more.

7 Ounces, 7 Varieties, 25 Cents, Postpaid



Hastings' Improved
American Rutabaga

Greatest Cropping
Rutabaga Known

Hastings' Improved

American Rutabaga

THE FINEST RUTABAGA IN THE WORLD (No. 468)

Our special strain of Improved American leaves nothing to be desired. It is the best and heaviest cropper of all rutabagas for the South. This variety has been grown and improved for years to meet the wants and trade of the most critical gardeners. It is of fine form, with a rich purple top and yellow flesh of very pleasing appearance. Flesh is tender and sweet and exceptionally free from stringy, hard flesh. It has a comparatively small top, small and fine roots, and is a sure and heavy cropper. If you grow rutabagas you need Hastings' "Improved American."

One ounce, 5 cents; 1-4 pound, 15 cents; pound, 50c; postpaid. 10 pounds, not prepaid, \$4.00.

Why Don't Your Cotton Dollars Stick To You?

We might ask also as to the orange and peach and vegetable dollars. In a few months it will be "settling up" time in the Cotton Belt. The cotton crop is being turned into dollars, but how many of them stick in the growers' hands? Isn't it a fact that most of them are spent paying up the supply merchants for meat and grain, etc., that you could just as well grow at home and at one-third to one-half the cost you paid Mr. Merchant? This fall is a good time to take another step toward financial freedom, towards keeping the cotton, fruit and vegetable growers' dollars at home. Oats, rye, wheat, barley, etc., sown this fall will help keep those dollars at home either in your pocket or to your credit in your nearest bank.

HASTINGS' MIXED TURNIPS

(No. 479) A splendid mixture of our own containing some of each variety of turnips and rutabagas catalogued by us. This mixture is made up to supply the demand of the thousands of planters who wish to make only one sowing and at the same time have a succession of turnips to supply them all through the season. This mixture contains all the early, medium and late varieties and "salad" variety for "greens." Ounce, 5c; ¼ pound, 15c; pound, 50c.

Yellow or Amber Globe Sometimes called Yellow Stone. Undoubtedly the most handsome of the yellow sorts. Grows to a large size, flesh very firm, fine grained and keeps splendidly, well into spring. Ounce, 5 cts; ¼ pound, 15 cts; pound, 50 cents.

Long White or Cowhorn Roots long and carrot-shaped, one-third to one-half of which is formed above ground. It roots deeply, resisting drought well. Flesh pure white, fine-grained, sweet and of excellent table quality. It is very hardy and resistant to cold. Frequently planted together with Dwarf Essex Rape for winter stock food. Ounce, 5c; ¼ pound, 15c; pound, 50c.

Pomeranian White Globe An extra heavy cropper, desirable where large size and quantity rather than quality is wanted. Very large white globe-shaped variety. Ounce, 5 cents; ¼ pound, 15 cents; pound, 50 cents.

Southern Snow-White Color pure white, shape round, size large, solid, quick in growth for a large turnip, producing great weight to the acre. Rapidly growing in popular favor, more especially as a late winter and spring variety. In the autumn and early winter it is apt to be hard, but mellows like an apple in keeping. It is productive, hardy and closely resembles in size and shape the popular Purple Top Globe. Ounce, 5 cents; ¼ pound, 15 cents; pound, 50 cents.

Seven Top or "Salad Turnip" (No. 477)

The most popular variety for winter and early spring "greens" in the South. Very hardy, growing all through the winter. Can be cut at all times, giving a supply of fresh vegetable matter at times when nothing else is available. Can be sown from August till December and in early spring. Ounce, 5c; ¼ lb., 15c; pound, 50c.



Long White or Cowhorn

Golden Ball (No. 474) A splendid and distinct yellow variety. Fine grained, medium sized variety, as round as a ball, with a clear, deep, orange color. Bulbs of medium size, a rapid grower, maturing early. Has small tap roots. This is the finest flavored of all the yellow varieties for table use. Ounce, 5 cents; ¼ pound, 15 cents; pound, 50 cents.



Pomeranian White Globe



Seven Top or "Salad Turnip"

HASTINGS BREAKS SPEED LAWS

"I wish to compliment you on the promptness with which you serve your customers in filling their orders—you certainly must be violating the speed laws."

—W. H. GREENSLIT, Bentonla, Miss.

A Fall Garden Is Worth Money to You

Right here at the end of our vegetable seed list we want to again urge you to make full use of the late summer and fall garden opportunities. We do this, not especially because we have seed to sell, but because we want you and every other person in the South to be prosperous; to have what is due you in the way of the comforts and simple luxuries of life.

On page 20 we give a list of plantable vegetables at this season. It's a worth while list, a list that if growing in your garden will everlastingly cut down store bills and fill your table with healthful food that will leave you and your family far better off in the way of health than ever before.

The South is comparatively poor as compared with the states farther north. The individual farmer on the average farm in Georgia or Mississippi or Texas is far from being as well off as his brother farmer in Missouri or Kansas or Ohio. Yet in the natural advantages of crops, climate, rainfall, long growing seasons, soil, etc., we of the South have an advantage over the man in the North.

There is a reason for this and it's a simple one. That Kansas farmer who rides around in an automobile "lives at home and boards at the same place." His store bill is confined to such small items as coffee, sugar, salt and a few minor items like them. He buys nothing that he can raise on his own acres.

He pays no man a profit, no railroad a transportation charge on what he, his family and his live stock consume. The average Southern farmer pays a list of profits, transportation and interest charges that would bankrupt any mercantile or manufacturing business in the city in a year.

The place to get a large part of your table supplies from during the growing season is from your own garden plot; the place to get canned vegetables and fruits from in winter is from your own shelves and not the supply merchant's.

Your flour, meal, corn, oats, etc., must come from your own acres, and not the merchant's or grain dealer's.

Let this be done and the South will accumulate farm wealth in a manner that will discount all gold mining operations the world ever saw. The summer and fall garden is a starter in this direction; followed in October and November by oats, wheat, rye, barley, etc. These things regularly followed spell wealth for you in time, and not a very long time either.

FLOWER SEED FOR FALL SOWINGS



Hastings' Superb Mixed Pansies

Hastings' Finest Mixed Sweet Peas (No. 883)

Our own mixture made up from 70 of the best leading varieties. No undesirable colors or varieties in this. It's the cream of over 450 named varieties known to seedsmen. Packet, 5 cents; ounce, 10 cents; ¼ pound, 30c; pound, \$1.00; postpaid.

Spencer Type Sweet Peas (No. 896) A new type of Sweet Peas with double sized flowers, many with wavy, fluted edged petals. Of exceptional size and beauty. All colors, mixed: Packet, 10 cents; ounce, 20 cts; ¼ pound, 70 cents; pound, \$2.50.

Poppies--Superb Mixed (No. 863) Gorgeous is the only word that can describe the brilliancy of a bed of our mixed poppies in full bloom. It's always best to plant poppy seed in the fall or early winter for spring blooming. In the cooler sections the seed lays dormant in the ground all winter, but makes far better growth than from spring planted seed. Our mixture contains all the popular kinds of double, semi-double and single varieties in all colors and shades. Packet, 5c; ounce, 30c; postpaid.

Dianthus or Pinks One of the easiest grown flowers in all of the South. Planted during the early fall months they get a start that puts them in bloom early in the spring.

Hastings' Superb Mixed Dianthus (No. 778) A splendid mixture of all the best double and single Japanese and Chinese varieties. A splendid range of color and form that will please you. Packet, 10 cents; 3 packets, 25 cents.



Hastings' Superb Mixed Poppies

There are a number of flower seeds which should be sown in the fall for best results, as the length of time to hot weather from spring sowings is too short to allow for best development. To this class belong Pansies, Violets and Daisies. Other varieties, such as Sweet Peas, need an early start, especially in Florida and Gulf Coast section, October to December sowings being best. In the lower half of Florida and extreme Southwest Texas, such kinds as Dianthus or Pinks, Marigolds, Nasturtiums, Petunias, Poppies, Verbenas, can be sown almost any time during the fall months, adding brightness to home surroundings during the winter months.


Hastings' Superb Mixed Pansies To have extra large size flower seed of (No. 847) pansy should be sown in October, in all parts of the South. In Florida plants can be left out in the open all winter; in the Central South they should be protected during the severe weather of January and February. Our mixture well deserves the name of "Superb," being made up from the best of fall flowering strains of the French and German pansy specialists: Giant Trimardeau, Odier, Cassier, Bugnot, Large Parisian Stained, Masterpiece, and many others of the highest type. Flowers from this mixture are frequently larger than a silver dollar. Packet, 25c; 3 for 50c; 7 for \$1.00.

Large Flowering English "Face" Pansies (No. 848) Our mixture of the best English varieties of "Face" Pansies. Packet, 15 cents; 3 packets, 35 cents.

French Mixed Pansy (No. 849) Fine mixture of best French varieties. Very satisfactory for fall plantings in Florida and along the Gulf. Packet, 10c; 3 packets, 25c.

Double English Daisy (Bellis Perennis) (No. 730) The true English Daisy, perfectly hardy and suited to cool, rather moist locations. Blooms in earliest spring and late fall. Sow seed early in boxes or shallow drills, then transplant to permanent location. Treat the same as violets. They can be flowered through the winter if placed in boxes in pits or planted out in cold frames. Flowers very double. Plants spread rapidly in rich soil. Finest Mixed. Packet, 10 cents.

Sweet Peas If success is to be had with Sweet Peas in Florida and along the Gulf Coast seed must be planted in October or November. Plant in trenches about six inches deep, covering seed 2 inches. As they grow keep filling in trench until level with surface.



Sweet Peas

Nasturtiums When this catalogue reaches you the Nasturtiums from the spring planted seed will be pretty well "played out." Nasturtium seed planted during August and September in all the Lower South will give an abundance of bloom until frost.

Nasturtium Dwarf Mixed (No. 842) Our splendid collection of the best varieties of Nasturtium from our German growers. Packet, 5c; ounce, 15c; ¼ pound, 45 cents.

Nasturtium Tall Mixed (No. 843) Carries the same splendid range of color that our Dwarf Mixed does. Fine for training up on porches or for porch or window boxes. Packet, 5c; ounce, 15c; ¼ pound, 45c.

Petunias Suitable for fall planting in Florida only, unless you are able to protect from frost during the winter farther north.

Petunias--Finest Mixed (No. 853) Solid colors without the stripings and variations. Packet, 5 cents. PETUNIAS--Striped and Blotched (No. 854)--The finest strain of single petunias. Flowers beautifully striped and blotched. Packet, 5 cents.

Verbenas From fall planted seed these will live through the winter with slight protection in Florida and along the Gulf and bloom freely during the spring months. You will be pleased.

VERBENA--Mammoth Mixed (No. 912)—The largest strain of Verbena known. Individual florets, almost as large as phlox, and in the finest shades of color well mixed. Packet, 15 cents.

VERBENA--Best Mixed Hybrids (No. 911)—Our extra fine strain containing all the best colors and in entirely distinct clear shades. Fine. Packet, 10 cents.

Marigold--Large African (No. 830) For Florida fall sowing only. Large flowers in different shades of yellow. Packet, 5 cents.

OPEN GROUND GROWN ROSES

25 Cents Each; \$2.50 Per Dozen, Postpaid

The Parcel Post, with its increased weight limits and decreased rates, is working a revolution in plant and seed distribution. We can now make postpaid prices on these large, two-year-old, open ground rose plants and send them postpaid to any postoffice or on any R. F. D. Route in the country. These prices, however, do not include postage paid to Cuba, Mexico, Porto Rico or any of the Central American countries.

To meet the demand for strong, two-year-old open ground roses, we have grown for us each year several thousand of the plants here in the open ground in a soil that brings roses to a perfection found nowhere else in this country.

We haven't a word to say against the small pot-grown roses which are planted each spring. We sell tens of thousands of them ourselves, and some of the finest rose collections in the South have been grown from small pot-grown plants. There are, however, a great many people who want quick results. These open ground roses are just what they need. Planted out in November and December, they begin to bloom in earliest rose-blooming weather, and furnish an abundance of bloom the first summer. None of the petting and nursing necessary to bring up a small rose to the satisfactory blooming stage. Our open ground roses have got the strength and vigor and growth necessary to give you the large size bloom the first season. You save from a year and a half to two years in getting satisfactory flowers by planting out these open ground grown plants.

We will ship none of these large plants until sometime between October 15th and November 1st. We want them thoroughly dormant before shipping, so that they will carry in the very best of condition and be sure to live when planted in your rose garden.

Prices Except where noted, prices are 25 cents, each; \$2.50 per dozen; postpaid by Parcel Post.

Kaiserin Augusta Victoria One of the finest, large double white roses. Elegant buds and very large, full, double flowers. Color, creamy white, and very fragrant. Plants extra strong, healthy growers; free bloomers. A most satisfactory white rose for all purposes.

Mme. Jenny Gillemot Buds extra long and pointed; opens light canary color, shading to darker yellow. Flowers large with enormous petals. A fine upright grower of free branching habit; one of the most satisfactory of recent introductions.

Pink Maman Cochet This is our choice of all pink roses. For vigor of growth, long life, freedom of bloom and large size of buds and flowers, it has no equal. A hardy rose in all parts of the South; profuse and constant bloomer. Our illustration shows the extra large size globular shape of the flowers, which stay in perfect condition for days after being cut. Color clear pink.



Kaiserin Augusta Victoria—A Splendid White Rose

White Maman Cochet Identical in every respect with the Pink Cochet except in color, which is a pure white. Has a most delicate tea scent. On some of the older bushes in our grounds we have frequently seen buds as large as tea cups. One of the most satisfactory white, ever-blooming roses on our list.

Etoile de Lyon The only perfectly hardy, ever-bearing, yellow rose. In size and shape the flower much resembles the Perle des Jardins but is a much stronger grower, somewhat more double and deeper shade of golden yellow.

Richmond One of the favorite red roses of the day and so far as pure rich scarlet buds are concerned it is one of the most superb of all scarlet roses.

Antoine Rivoire A strong, healthy grower always in bloom. Flowers exquisite in form, large double and fragrant. In color rosy flesh with yellow ground shaded with border of carmine.

Helen Good The price paid for the original plant of this variety was \$1,000.00. It is a Cochet rose in every respect as to the vigor of growth and freedom of bloom. Color a delicate yellow suffused with light pink.

Wellesley Flowers extra large and full. A splendid rose of bright, clear rose pink coloring; reverse of petals being silver rose. A very vigorous grower.

Aurora Coloring clear bright pink, full and double to the center. One of the most fragrant varieties.

Duchess de Brabant Also known as Countess le Barthe, a magnificent rose for bedding or planting alone in the yard. We have seen splendid specimens of this variety as high as a man's head and 15 feet in circumference and literally loaded with hundreds of beautiful salmon pink flowers.

Yvonne Vacherot This is a superb, clear porcelain white rose, strongly marked with pure pink; long pointed buds of splendid form carried on a stiff stem and opening to very large flowers. Awarded the gold medal at Liege. Habit of plant strong and vigorous.



Pink Maman Cochet, Well Opened—A Superb Pink Rose



Mlle. Francisca Kruger

J. L. Mock Also known under the name of Jonkheer J. L. Mock. A hybrid tea rose, the most magnificent of its class. Introduced in 1910 in Europe and has created a sensation. Our rose growers have found this to be a superb rose for the South with its vigorous growth and freedom of bloom. Flowers are carried on stiff, erect stems and of largest size, perfectly formed and highly perfumed. In color it is a clear imperial pink.

Sunburst A sensational French ever-blooming rose introduced in 1912 that will in the future lead all ever-blooming yellow roses. Has long pointed buds of orange-copper or golden-orange and golden-yellow, edge of petals lighter. Certainly a brilliant and pleasing rose, the yellowest rose we have ever seen. Two years growth in the South shows its perfect adaptability to this section in vigor of growth and freedom of bloom. If you like yellow roses you will appreciate Sunburst, the best of all yellows to date.

Viscountess Folkstone One of the first Hybrid-Tea roses ever introduced and still the very best of its color, which is a creamy pink, shading deeper at the center. A good grower, large full form and a very free bloomer.

Wm. R. Smith A superb pink rose for the South. The soft blending of the salmon pink and the rose pink and beautiful flesh tints in this rose give it a singular resemblance to the entrancing flush on a maiden's cheek. As a bedding rose for open ground planting it is next to Helen Good.

Madame Jos. Schwartz Vigorous-growing, free-flowering, ever-blooming rose. In color is light salmon, changing to creamy white.

Safrano An old favorite and always good; easy to grow and one of the freest bloomers. Its long pointed saffron colored buds always please.

Papa Gontier One of the older varieties but the prince of roses for the production of long crimson rosy buds of exquisite beauty. Foliage also is entirely distinct, being a rich bronze green. A rose we have grown for years and splendidly adapted to the entire South. No rose collection should be without at least one plant of this variety.

F. Von Marschall Another superb dark crimson, free-growing and blooming rose for the South. Buds long and pointed, flowers full and of imbricated form. One of the best of the ever-blooming red Tea Roses.

Killarney An especially beautiful deep shell pink rose with extra large buds and petals. A famous rose.

Bessie Brown One of the largest and totally distinct; color pure white, sometimes faintly flushed with pink. Petals are enormous and shell shaped.

Helen Gambier Very fragrant and penetrating. Deep orange yellow, shading to coppery yellow and then to almost a white on outside row of petals.

Devoniensis A magnificent pure white rose sometimes called "The Magnolia Rose of the South," because of its magnolia-like scent.

Blumenschmidt The best pure citron yellow rose. A splendid bedding variety for the South. Fine shaded buds and flowers and one of the finest of recent introductions.

Mlle. Francisca Kruger A strong, vigorous grower; one of the easiest to grow, and you will get quick results in the way of size of bush and an abundance of large, deep, coppery yellow flowers.

Helen Gould Head and shoulders above all other red roses in vigor, freedom of bloom and beauty in the South. Among florists this rose is frequently called "Red Kaiserin." Does equally well on both red clay and sandy soils of the South. It's simply one of those red roses that you can not afford to be without.

Meteor A velvety red ever-blooming rose of deepest glowing crimson. Has healthy, bright foliage of deepest green.

Etoile de France The gold medal red rose of France; large and borne on long, stiff stems. Color of clearest crimson red; very fragrant and keeps well after being cut. Vigorous grower, free bloomer, finest of coloring and a thoroughly satisfactory rose.

Madame A. Chatenay Good rose for the South. In color a carmine rose, shaded deep salmon. Long pointed buds.

Marie VanHoutte Large, full and fine form, a free and continuous bloomer. Color a light canary yellow, border of petals touched with rose.

Pink La France If there is one variety that has done more to name the rose "The Queen of Flowers," it is the Pink La France. Large, full flowers, beautiful silvery pink color. Not excelled by roses of its class.

Madame Leon Pain An entirely distinct rose in color, which is a silvery salmon with deeper orange yellow shaded center; the reverse of the petals being a salmon pink. Flowers are large, full and well formed.

Rhea Reid A new red rose of American origin that has been grown long enough to demonstrate its adaptability to the South. Flowers large and double, very free blooming and exquisitely fragrant. In color a rich dark velvety red, making a fine dark red garden rose, either for cut flowers or for bedding. We prefer Rhea Reid to many of the more famous red varieties.

Madame Pernet Ducher A splendid yellow rose that has recently been reintroduced under the name of Yellow President Carnot. In color it is a solid, perfectly clear waxy yellow, free from all apricot tints. Really a valuable member of the comparatively small list of really good yellow roses.

Isabella Sprunt One of the older varieties, but a splendid rose for all parts of the South. A vigorous grower and a profuse and steady producer of long pointed light canary colored buds.

Lady Hillingdon A new, distinct and beautiful golden yellow rose. Unlike other yellow roses that turn lighter after opening, this rose is golden yellow on opening, gradually turning to a deeper and more intense yellow with age. At the Detroit rose show in 1912 this rose was awarded sweepstakes prize over all other yellow varieties.

White La France Also known under the name of Angustine Guinoisseau. This splendid rose is almost identical in form and fullness with Pink La France but in color it is a beautiful light fawn color, almost white.

Mlle. Blanche Martignat It has been a wonder to us why this superb rose has not become more generally known. It is a very vigorous grower with distinct and beautiful foliage. Buds are extra long and pointed. Flowers are a beautiful peach pink with tints of yellow and crimson.

Plant Our "Sunny Italy" Grass Mixture On Your Bermuda Lawn This Fall and Keep It Green All Winter.

A special mixture of quick winter growing grasses that will keep your Bermuda lawn green all winter. Sow on Bermuda sod at rate of one pound to every 25 feet square in October or November, scratch in with rake and your lawn will be green all winter. For fuller description see page 15. Pound, postpaid, 35 cents; 3 pounds, \$1.00. Bushel, by express or freight not prepaid (14 pounds), \$2.50.

EVERGREEN LAWN GRASS

Do you want to make a really satisfactory lawn anywhere in the Central South where there are clay or loamy soils? If so, this is the best of all lawn grass mixtures for you, just the right blend of right varieties for both summer and winter growth. See page 15 for description. Prices: Pound, postpaid, 35 cents; 3 pounds, \$1.00. Not prepaid, bushel (14 pounds), \$3.00.

Paul Neyron Always a favorite in the South and the best of all pink Hybrid Perpetual roses for this section. Best and freest bloomers of all the hybrids in the South; in fact, almost as free in blooming as the teas and hybrid teas. Flowers are immense and borne on long stiff stems that are fine for cutting. This is said to be the largest flowered of all roses.

General Jacqueminot A rose with a world wide reputation and fame with its very full double flowers of the deepest shade of velvety crimson. While not the freest of bloomers the superb flowers well repay one for having a plant of it in their collection of roses.

Frau Karl Druschki Also known under the name of White American Beauty. A grand white Hybrid Perpetual rose—the best snow white rose of its class ever introduced. An extraordinary hardy grower with magnificent white flowers that are nothing less than glorious. Color is a marvelous pure white without a shade or tinge of any other color. A true paper white, the standard by which all white roses are judged.

Captain Hayward Ranks right up with Frau Druschki except in color, which is a bright glowing crimson. Of the largest size, color rich and glowing. We know of no red Hybrid rose that in any way compares with it in color or freedom of bloom and vigor.

Prince Camille de Rohan The last on our list of hybrids, and in some respects our best. A fine vigorous grower with large double flowers of fine form and of deep velvet maroon color. Perhaps the best of all the dark colored hardy roses, with the possible exception of General Jacqueminot.

Mrs. Foley Hobbs A rose first introduced in 1910 and it is really a superb variety and a giant among the Tea roses. Its huge, thick shell shaped petals create a bloom of exceptional merit; in color a most delicate ivory white, faintly tinged with pink on the edge of the petals. Has a delicious perfume. Really this new rose stands without a rival in its class.

President Taft You may or may not like our ex-president and his policies, but if you grow this rose named in his honor you will certainly agree that it is a rose well worth while. Originating in President Taft's old home in Ohio it is beyond question one of the most remarkable and beautiful of the free blooming pink roses. It has a deep, shining pink color that is possessed by no other rose. A fine grower, free bloomer, of good size, form and fragrance, and so far as pink color is concerned it is really in a class by itself.

Ecarlate Another superb scarlet bedding rose. While it produces only medium sized flowers, it is of such a brilliant scarlet in color and such an incessant and constant bloomer that we consider it one of the best of our scarlet bedding roses.

Lady Katherine Rose A splendid new hybrid tea rose first introduced in 1911. Of French origin and of the most distinct and delicate pink color imaginable. Petals are distinct and has a most delicious tea fragrance. This variety at once caught the attention of expert rose growers and we feel sure that you will be pleased with it when it finds a place in your collection.

Mrs. Aaron Ward A real joy to the lover of fine roses, and absolutely distinct. One of the most delightful roses of recent years in color. Coppery orange in the open bud, golden orange when partly developed, pinkish fawn of lovely shade when fully open, when it looks like a full fluffy-silk rosette. Color effect of the whole flower is Indian yellow. One of the most beautiful roses in existence.

Mrs. Geo. Sawyer Another splendid new pink rose. An extra strong grower and flowers are borne on long stiff stems. In color it is a bright peach pink. From the point of quality and production of bloom it is easily the peer of any pink rose in existence. You certainly don't want to miss having this variety in your rose garden if you appreciate quality in the pink rose class.

Lady Downe A splendid bedding rose with large handsome flowers on stiff stems. Of very peculiar color, being a rare and beautiful shade of buff. When fully open the center is deep yellow, maturing later into a pleasing light yellow shade.

Wm. Notting A rose deserving of much greater planting than it has had. A first-class rose, and as a budding sort it has few if any equals. Flowers are large and full; a bright rosy cerise color, with center of deeper shade. Sweetly perfumed. You will like it.

MOSS ROSES --- Red, Pink and White

While the generality of Moss Roses do not do so well in the South, we have found one of each color that has done well and can be planted with reasonable assurance of success almost anywhere in the South. Moss roses are beautiful, peculiar in foliage and appearance and distinct. One or more of them should be found in every collection. In ordering please specify color of bloom wanted.

Climbing or Pillar Roses Nowhere in this country is there a section where the climbing or pillar roses are more beautiful and useful than in the South. Porches need shading, unsightly fences need covering and arbors and passage ways need shading from summer sun. In addition to needed shade comes abundance of beautiful fragrant bloom.

Marechal Niel When the last word has been said for all the other roses, we believe that every true lover of roses in the South will agree that there is no rose grown



Climbing Roses on a Southern Home

that will compare with this world-famous rose with its profusion of large, yellow globular flowers of sweetest fragrance. Perfectly hardy in the Gulf Coast sections. In the central and northern parts of the Cotton States it had best be planted in sheltered spots on the south side of buildings or arbors, where it can be protected from cold winter winds.

Chromatella or Cloth of Gold A rose of the Marechal Niel class; a more vigorous grower with rather large sulphur yellow, deep center flowers. A great favorite in Florida and Gulf Coast sections.

Reine Marie Henrietta A favorite porch or pillar rose. Not as free a bloomer as some, but the beauty of its large, double, cherry-red flowers more than make up in quality what it lacks in quantity.

Climbing Clothilde Soupert A very strong grower well covered with close dense dark green foliage, and in season stems and foliage are almost covered over with the enormous clusters of medium sized, full white flowers with pale pink or flesh colored center. For porches, pillars, etc., Climbing Soupert is superb.

THE BEST OF THE RAMBLER ROSES

A distinct class of climbing roses that have become almost universal favorites in recent years. We list below the five Rambler varieties that we consider best for the South.

Crimson Rambler The original Rambler rose and when in bloom the plants are a perfect mass of brightest crimson color.

Dorothy Perkins The favorite Rambler in this section with its immense clusters of sweetly scented pink flowers.

Blue Rambler Also known as the "Blue Rose" and "Vielchenblau." A true Rambler Rose. Remarkably healthy and has flowers of a shade of violet blue.

Tausendschoen Or "Thousand Beauties." All colors of tender and bright rose and white, yellow and other tints. A splendid rose.

White Dorothy Perkins Equal to Dorothy Perkins and Crimson Rambler in growth and freedom of bloom. Color white. The three colors of Ramblers make a splendid collection.

Why Not Have Plenty of Roses and a Good Green Lawn?

Dutch and French Bulbs for Fall Planting



White Roman Hyacinths



Chinese Sacred Lily

Do you want flowers in your home during the winter? Do you want beautiful flowers in the open ground long before roses and the other flowers come? If so, plant bulbs this fall.

Dutch Hyacinths The Dutch Hyacinths are very popular and in early spring a bed of them presents a showy and beautiful sight long before other flowers appear. For pot culture (single bulbs in a four-inch pot) they are superb and last for two or three weeks. You will make no mistake, if you are a lover of flowers, in planting a few Dutch Hyacinths this fall.

Single Dutch Hyacinths First size bulbs, purchaser's selection of colors. Pure White, Rose Pink, Light Blue, Dark Blue, Dark Red and Yellow. Price, postpaid, each, 6 cents; dozen, 60 cents; \$4.00 per 100 by express, not prepaid.

Double Dutch Hyacinths First size bulbs, purchaser's selection of colors. Pure White, Rose Pink, Light Blue, Dark Blue, Dark Red and Yellow. Price, postpaid, each, 6 cents; 60 cents dozen; \$4.25 per 100 by express, not prepaid.

NARCISSUS GRANDIFLORA Also known as Paper White Narcissus. One of the most popular and easiest grown of all bulbous plants. Good for either open ground planting, for pot culture during winter in the house or can be grown in water like Chinese Lilies as shown in the illustration at the bottom of this page. Our bulbs are of largest size, imported direct from the South of France. Price, 5 cents each; 1/2 dozen, 25 cents; dozen, 45c; postpaid. Not prepaid by express, \$1.75 per 100.

WHITE ROMAN HYACINTHS Very popular, owing to their delicacy and fragrance. Easily grown indoors in pots or planted in the open ground. Bulbs of largest size, strong and healthy. By mail, postpaid, 6 cents each; 60 cents dozen. By express, not prepaid, \$4.00 per 100.

SINGLE AND DOUBLE TULIPS

For the northern half of Georgia, Alabama, Louisiana, Mississippi, Texas, all of Oklahoma and Arkansas and the higher lands of the Carolinas, tulips will be found very desirable. In the southern half of the states named, also Florida, they are seldom found satisfactory.

Tulips make the most brilliant and gorgeous display on the lawn of any of the spring flowering bulbs. Nothing will attract greater attention than beds of these in full bloom.

Single **CARDINAL'S HAT**—Fine, bright red, single; 3 cents each; 25 cents per dozen; \$1.50 per 100. If by mail, postpaid, 4 cents each; 30 cents per dozen; \$1.75 per 100.

CHRYSOLORA—Large, pure yellow, single; 3 cents each; 25 cents per dozen; \$1.50 per 100. If by mail, postpaid, 4 cents each; 30 cents per dozen; \$2.00 per 100.

L'IMMACULEE—Large, pure white, single; 3 cents each; 20 cents per dozen; \$1.25 per 100. If by mail, postpaid, 4 cents each; 25 cents per dozen; \$1.50 per 100.

DUCHESS OF PARMA—Large, orange red, single; 3 cents each; 20 cents per dozen; \$1.25 per 100. If by mail, postpaid, 4 cents each; 25 cents per dozen; \$1.50 per 100.

COTTAGE MAID—Beautiful Rose, shaded with white, a very attractive variety; 3 cents each; 20 cents per dozen; \$1.25 per 100. If by mail, postpaid, 4 cents each; 25 cents per dozen; \$1.50 per 100.

MIXED SINGLE—All shades and colors of single tulips. This will make a gorgeous display of bright colors; 20 cents per dozen; \$1.00 per 100. If by mail, postpaid, 25 cents per dozen; \$1.25 per 100.

Double **DUKE OF YORK**—Very double; carmine rose; edged broadly with white, suffused rose, showy and extra fine; 3 cents each; 20 cents per dozen; \$1.25 per 100. If by mail, postpaid, 4c each; 25c per dozen; \$1.50 per 100.

LA CANDEUR—Large, double, pure white. Fine for cemetery bedding; 3 cents each; 25 cents per dozen; \$1.50 per 100. If by mail, postpaid, 4 cents each; 30 cents per dozen; \$1.75 per 100.

GLORIA SOLIS—A grand double tulip; deep crimson, with broad golden yellow margin; very large and showy; 3 cents each; 25 cents per dozen; \$1.50 per 100. If by mail, postpaid, 4 cents each; 30 cents per dozen; \$1.75 per 100.

Freesias Extra large sized bulbs, 20 cents per dozen; postpaid; mammoth size, 30 cents per dozen.

Chinese Sacred Lilies

A member of the Narcissus family imported from China. It is a sacred lily among the Chinese, who have a very pretty fable concerning its origin. The bulbs should be placed three to six in a shallow dish, partially filled with pebbles or small stones as shown in the illustration at bottom of this page. Bulbs should be placed in an upright position, partially supported by the stones. The water should not more than half cover the bulbs. Water should be changed every two days, as they do not do so well in stagnant water. The bulbs will also thrive if planted in pots of earth and watered liberal. Under proper conditions the blossoms are produced abundantly, but care must be taken not to keep the bulbs in an overheated room. A cool, sunny window suits them best, and the curious oriental appearance of the bulbs their peculiar but vigorous habits of growth, and the ease with which they are grown make this beautiful Narcissus one of the most desirable of bulbs for window culture. Ten cents each, \$1.00 per dozen. By mail, postpaid, 13 cents each; \$1.35 per dozen.

FLORISTS' QUALITY BULBS

Every bulb sold by us is what is termed in the bulb trade as "Florists' Quality," which is a recognized higher quality, higher priced line of bulbs than what is generally known in the trade as "Seedsmen's Quality." The usual "Seedsmen's Quality" is grown to sell at lower prices. We handle "Florists' Quality" only, and if you buy from us you get the best in bulbs as in everything else.

OATS, RYE, WHEAT, ALFALFA

Barley, Crimson Clover and all the other Clovers and Grasses are all money-saving crops, which should be planted in the fall by every farmer in the South who wants to get ahead and be independent.

What does it profit a man to grow a fine crop of 12 or even 15-cent cotton, when to do it he has to impoverish his land as well as spend all or nearly all his cotton dollars for grain, hay and fertilizer?

For nearly fifty years the South has absolutely been drained regularly of the billions of dollars that have come into it in payment for cotton; been drained of this fabulous sum to pay for food and grain products that should have been grown on the South's own acres. This is what keeps the South poor as a section; keeps the States composing it poor; keeps the individual cotton grower poor when he ought to be the wealthiest farmer on the face of the earth.

Let's look this matter square in the face. It's a fact that the farmer in the South who grows enough grain and hay to see him through the year, is the exception. The farmer who has grain and hay enough to see him through and a surplus to sell in town has been almost unknown.

We sweat and toil all through the long summers to grow cotton. Suppose we do grow it and sell it for a good price. Where does that cotton money go? - Largely to States like Illinois, Iowa, Indiana, for grain, hay and meat, yet with good seed of good varieties, intelligent cultivation and fertilizing Georgia and other Cotton States need ask no odds of those States farther north in grain and hay production. The time to begin stopping this financial drain is now. Begin by planting grain crops, clover crops, winter forage and cover crops this fall on your farm.

LET US FIGURE ON YOUR WANTS

In addition to sending you seeds that will increase the profits of your farms, we can often save you money in the cost price, as these farm, clover and grass seeds change price frequently.

This sheet, which is known as our "Special Quotation Sheet," has a distinct place in our system of business, and a great many thousands of our customers make use of it every year. This sheet is more largely for your benefit than ours, and we want you to use it this season. It is for the use of truck gardeners buying vegetable seeds in large quantities and for the buyer of farm seeds who wants to know exactly what those seeds will cost delivered at his station.

There are three things you actually want to know in seed buying. First, and most important, is that the seed quality is right; second, what the cost of the seed is in Atlanta; third, just what the freight or express charges will be to your station. If seed comes from Hastings', you know the quality is right. On the other two points it is very easy. All you have to do is to write down the name and quantity of the kinds you want on the other side of this sheet, tear it out and mail to us. We will quote you the best price we can make you, estimate the weight, figure out the freight or express charges and send it back to you by return mail. You will then know exactly what the seed will cost you delivered at your station.

The H. G. Hastings Company is the only seed firm in this country that maintains a

SPECIAL EXPRESS AND FREIGHT RATE DEPARTMENT


This special department is maintained entirely for your benefit. It is the business of this department to figure out correct freight and express rates for your benefit, and if you order seed from us after a rate has been made, this department stands right behind those rates and makes the railroad or express company refund to you any overcharge if they should attempt to overcharge you. Do you know of any other seed firm that stands back of their customers in this way? We believe that every seed buyer ought to know exactly what seed is going to cost him delivered. We want to do business with every one on a satisfactory basis and we know of no better way than to quote you none but the very highest quality of seed and then tell you what it's going to cost you from Atlanta to your station. We believe it to be good business policy to co-operate with you in every way; first, by producing for you the highest grade of seed; second, selling it to you at a fair price; third, protecting you from overcharges, made either intentionally or by mistake by the transportation companies.

You may find some of these articles priced lower by other houses than in our catalogue. We want you to remember one thing, and that is that there is no set standard of seed quality in the world, and if you are offered a low price you can be sure that the quality is as low as the price, and low quality seeds never made any man a good crop.

Do Not Use This For Family Garden Lists

Please notice that this sheet is not to be used for asking special quotations on family garden orders, such as seeds in packets or ounces, pints or quarts, or special collections. Prices on packets, ounces, etc., are distinctly stated (these prices including postage paid by us) in the catalogue, together with special premium offers of extra seed. With this offer standing open to every seed buyer, we can not and will not make "Special Quotations" on family garden lists.

One last word: Make up your list and send it to us so that we can make you a delivered price. Asking for a Special Quotation puts you under no obligation to buy unless you want to. We have just the right seed and we believe that Hastings' Seeds on your farm will pay both you and us, and this quotation sheet will help us to get together. Use it now.



1 White Maman Cochet. 2 Bessie Brown. 3 Kaiserin Augusta Victoria. 4 Mme. Jenny Guillemot. 5 Mlle. Francisca Kruger. 6 Blumenschmidt.
7 Pink Maman Cochet. 8 Radiance. 9 W. R. Smith. 10 Meteor. 11 Freiherr von Marschall. 12 Ecarlate.

12 SUPERB 2-YEAR ROSES, \$2, Postpaid

Best Bloomers. Three each of Red, White, Pink and Yellow Large Field-Grown Plants. There are many of our friends who want to plant out Roses and have an abundance of bloom the following summer. This can be done only

by planting out, during the fall and winter, the two-year-old field-grown plants such as we offer in this catalogue.

The above 12 varieties are the freest of bloomers and are as good a collection as can be selected for planting anywhere in the South, giving as it does a superb range of shades and colors equally divided. All are strong, healthy growers, and, if planted out between November 1 and January 1, will start growth and blooming in early spring. Full descriptions on pages 53, 54 and 55.

In this collection the white varieties are White Maman Cochet, Kaiserin Augusta Victoria and Bessie Brown; the yellows are Mlle. Francisca Kruger, Blumenschmidt, and Mme. Jenny Guillemot; the reds, Meteor, Ecarlate, Freiherr von Marschall; the pinks, Pink Maman Cochet, W. R. Smith, Radiance. Descriptions of these varieties will be found on pages 53, 54 and 55.

These plants are grown in the open and are large, healthy plants, but cannot be shipped until growth has stopped for the season, usually some time between October 15 and November 1. Orders can be sent in any time and plants will be shipped by parcel post as soon as it is safe to dig and ship. This price includes delivery to any post office in the United States.

H. G. HASTINGS CO., Seedsmen, Atlanta, Georgia



KLONDYKE

MISSIONARY

AROMA



PLANT STRAWBERRIES
FOR HOME USE

H. G. HASTINGS CO.
ATLANTA, GEORGIA